


[State Results](#)
[County Results](#)
[Local Results](#)
[Favorites](#)
[Export](#)

NOVEMBER 03
2020

STATEWIDE TURNOUT



69.34%

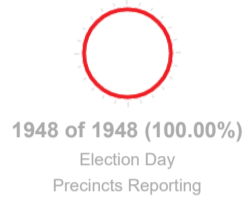
OKLAHOMA STATE ELECTION BOARD
Official Results

Select an Office [Go to Office](#)

FOR ELECTORS FOR PRESIDENT AND VICE PRESIDENT

[Favorite](#) [View As](#) [Go to Top](#)

Candidate Choice	Absentee Mail	Early Voting	Election Day	Total Votes	
DONALD J. TRUMP MICHAEL R. PENCE (REP)	111,171	109,186	799,923	1,020,280	65.37%
JO JORGENSEN JEREMY SPIKE COHEN (LIB)	4,615	1,548	18,568	24,731	1.58%
JOSEPH R. BIDEN KAMALA D. HARRIS (DEM)	163,046	55,808	285,036	503,890	32.29%
JADE SIMMONS CLAUDELIAH J. ROZE (IND)	797	236	2,621	3,654	0.23%
KANYE WEST MICHELLE TIDBALL (IND)	707	270	4,620	5,597	0.36%
BROCK PIERCE KARLA BALLARD (IND)	549	137	1,861	2,547	0.16%
Total	280,885	167,185	1,112,629	1,560,699	



FOR CORPORATION COMMISSIONER

[Favorite](#) [View As](#) [Go to Top](#)

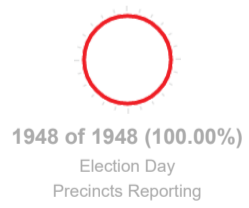
Candidate Choice	Absentee Mail	Early Voting	Election Day	Total Votes	
TODD HIETT (REP)	152,676	117,089	830,259	1,100,024	76.10%
TODD HAGOPIAN (LIB)	91,846	36,818	216,772	345,436	23.90%
Total	244,522	153,907	1,047,031	1,445,460	




FOR UNITED STATES SENATOR

[Favorite](#) [View As](#) [Go to Top](#)

Candidate Choice	Absentee Mail	Early Voting	Election Day	Total Votes	
JIM INHOFE (REP)	111,687	105,897	761,556	979,140	62.91%
ROBERT MURPHY (LIB)	4,269	2,353	27,813	34,435	2.21%
ABBY BROYLES (DEM)	160,376	55,942	293,445	509,763	32.75%
JOAN FARR (IND)	2,772	1,725	17,155	21,652	1.39%
A. D. NESBIT (IND)	1,742	800	8,829	11,371	0.73%
Total	280,846	166,717	1,108,798	1,556,361	



FOR UNITED STATES REPRESENTATIVE DISTRICT 01


326 of 326 (100.00%)
 Election Day
 Precincts Reporting

[Favorite](#) [View As](#) [Go to Top](#)

Candidate Choice	Absentee Mail	Early Voting	Election Day	Total Votes	
KEVIN HERN (REP)	29,383	15,321	168,996	213,700	63.70%
KOJO ASAMOJA-CAESAR (DEM)	37,585	9,405	62,651	109,641	32.68%
EVELYN L. ROGERS (IND)	2,640	637	8,853	12,130	3.62%
Total	69,608	25,363	240,500	335,471	

FOR UNITED STATES REPRESENTATIVE DISTRICT 02


519 of 519 (100.00%)
 Election Day
 Precincts Reporting

[Favorite](#) [View As](#) [Go to Top](#)

Candidate Choice	Absentee Mail	Early Voting	Election Day	Total Votes	
MARKWAYNE MULLIN (REP)	13,169	30,679	172,663	216,511	75.04%
RICHIE CASTALDO (LIB)	661	943	6,940	8,544	2.96%
DANYELL LANIER (DEM)	12,026	10,740	40,706	63,472	22.00%
Total	25,856	42,362	220,309	288,527	


FOR UNITED STATES REPRESENTATIVE DISTRICT 03


480 of 480 (100.00%)
 Election Day
 Precincts Reporting

[Favorite](#) [View As](#) [Go to Top](#)

Candidate Choice	Absentee Mail	Early Voting	Election Day	Total Votes	
FRANK D. LUCAS (REP)	21,806	31,131	189,740	242,677	78.49%
ZOE MIDYETT (DEM)	16,901	9,397	40,203	66,501	21.51%
Total	38,707	40,528	229,943	309,178	

FOR UNITED STATES REPRESENTATIVE DISTRICT 04


350 of 350 (100.00%)
 Election Day
 Precincts Reporting

[Favorite](#) [View As](#) [Go to Top](#)

Candidate Choice	Absentee Mail	Early Voting	Election Day	Total Votes	
TOM COLE (REP)	28,106	25,115	159,875	213,096	67.79%
BOB WHITE (LIB)	1,450	861	8,492	10,803	3.44%
MARY BRANNON (DEM)	29,842	12,109	48,508	90,459	28.78%
Total	59,398	38,085	216,875	314,358	

FOR UNITED STATES REPRESENTATIVE DISTRICT 05


273 of 273 (100.00%)

[Favorite](#) [View As](#) [Go to Top](#)

Candidate Choice	Absentee Mail	Early Voting	Election Day	Total Votes	
STEPHANIE BICE (REP)	30,890	9,174	118,127	158,191	52.06%
KENDRA S. HORN (DEM)	55,324	10,764	79,570	145,658	47.94%
Total	86,214	19,938	197,697	303,849	

FOR STATE SENATOR DISTRICT 3


47 of 47 (100.00%)
Election Day
Precincts Reporting

[Favorite](#) [View As](#) [Go to Top](#)

Candidate Choice	Absentee Mail	Early Voting	Election Day	Total Votes	
BLAKE COWBOY STEPHENS (REP)	1,481	2,501	19,006	22,988	79.50%
DYLLON FITE (DEM)	1,186	746	3,997	5,929	20.50%
Total	2,667	3,247	23,003	28,917	

FOR STATE SENATOR DISTRICT 5


81 of 81 (100.00%)
Election Day
Precincts Reporting

[Favorite](#) [View As](#) [Go to Top](#)

Candidate Choice	Absentee Mail	Early Voting	Election Day	Total Votes	
GEORGE H BURNS (REP)	993	3,260	17,493	21,746	78.79%
RANDY COLEMAN (DEM)	638	1,014	4,203	5,855	21.21%
Total	1,631	4,274	21,696	27,601	

FOR STATE SENATOR DISTRICT 7


76 of 76 (100.00%)
Election Day
Precincts Reporting

[Favorite](#) [View As](#) [Go to Top](#)

Candidate Choice	Absentee Mail	Early Voting	Election Day	Total Votes	
WARREN HAMILTON (REP)	937	2,763	18,062	21,762	72.18%
JERRY L. DONATHAN (DEM)	1,005	1,298	6,085	8,388	27.82%
Total	1,942	4,061	24,147	30,150	


FOR STATE SENATOR DISTRICT 9


32 of 32 (100.00%)
Election Day
Precincts Reporting

[Favorite](#) [View As](#) [Go to Top](#)

Candidate Choice	Absentee Mail	Early Voting	Election Day	Total Votes	
DEWAYNE PEMBERTON (REP)	1,483	2,826	11,410	15,719	58.11%
JACK REAVIS (DEM)	2,155	2,363	6,815	11,333	41.89%
Total	3,638	5,189	18,225	27,052	

FOR STATE SENATOR DISTRICT 15


31 of 31 (100.00%)
 Election Day
 Precincts Reporting

[Favorite](#) [View As](#) [Go to Top](#)

Candidate Choice	Absentee Mail	Early Voting	Election Day	Total Votes	
ROB STANDRIDGE (REP)	5,007	2,409	17,020	24,436	60.91%
ALEX SCOTT (DEM)	6,616	1,805	7,259	15,680	39.09%
Total	11,623	4,214	24,279	40,116	


FOR STATE SENATOR DISTRICT 17


28 of 28 (100.00%)
 Election Day
 Precincts Reporting

[Favorite](#) [View As](#) [Go to Top](#)

Candidate Choice	Absentee Mail	Early Voting	Election Day	Total Votes	
SHANE DAVID JETT (REP)	3,735	1,836	19,824	25,395	76.46%
GREG SADLER (LIB)	2,420	715	4,684	7,819	23.54%
Total	6,155	2,551	24,508	33,214	

FOR STATE SENATOR DISTRICT 21


31 of 31 (100.00%)
 Election Day
 Precincts Reporting

[Favorite](#) [View As](#) [Go to Top](#)

Candidate Choice	Absentee Mail	Early Voting	Election Day	Total Votes	
TOM J. DUGGER (REP)	1,907	2,198	14,669	18,774	63.96%
RICK DUNHAM (DEM)	2,735	2,070	5,772	10,577	36.04%
Total	4,642	4,268	20,441	29,351	


FOR STATE SENATOR DISTRICT 35


36 of 36 (100.00%)
 Election Day
 Precincts Reporting

[Favorite](#) [View As](#) [Go to Top](#)

Candidate Choice	Absentee Mail	Early Voting	Election Day	Total Votes	
CHERYL BABER (REP)	3,723	805	13,149	17,677	49.10%
JO ANNA DOSSETT (DEM)	7,402	1,396	9,526	18,324	50.90%
Total	11,125	2,201	22,675	36,001	

FOR STATE SENATOR DISTRICT 37


28 of 28 (100.00%)
 Election Day
 Precincts Reporting

[Favorite](#) [View As](#) [Go to Top](#)

Candidate Choice	Absentee Mail	Early Voting	Election Day	Total Votes	
CODY ROGERS (REP)	2,669	734	19,290	22,693	67.07%
ALLISON IKLEY-FREEMAN (DEM)	3,443	650	7,048	11,141	32.93%
Total	6,112	1,384	26,338	33,834	

FOR STATE SENATOR DISTRICT 39



38 of 38 (100.00%)
Election Day
Precincts Reporting

[Favorite](#) [View As](#) [Go to Top](#)

Candidate Choice	Absentee Mail	Early Voting	Election Day	Total Votes	
DAVE RADER (REP)	4,259	887	15,347	20,493	54.82%
SHAWNA MOTT-WRIGHT (DEM)	6,306	1,223	9,360	16,889	45.18%
Total	10,565	2,110	24,707	37,382	

FOR STATE SENATOR DISTRICT 43



54 of 54 (100.00%)
Election Day
Precincts Reporting

[Favorite](#) [View As](#) [Go to Top](#)

Candidate Choice	Absentee Mail	Early Voting	Election Day	Total Votes	
JESSICA GARVIN (REP)	2,285	3,438	24,660	30,383	82.18%
TERRI REIMER (DEM)	1,418	846	4,324	6,588	17.82%
Total	3,703	4,284	28,984	36,971	

FOR STATE SENATOR DISTRICT 45



26 of 26 (100.00%)
Election Day
Precincts Reporting

[Favorite](#) [View As](#) [Go to Top](#)

Candidate Choice	Absentee Mail	Early Voting	Election Day	Total Votes	
PAUL ROSINO (REP)	4,513	1,969	16,870	23,352	67.25%
JENNIFER WILKINSON (DEM)	4,235	1,004	6,134	11,373	32.75%
Total	8,748	2,973	23,004	34,725	

FOR STATE SENATOR DISTRICT 47



25 of 25 (100.00%)
Election Day
Precincts Reporting

[Favorite](#) [View As](#) [Go to Top](#)

Candidate Choice	Absentee Mail	Early Voting	Election Day	Total Votes	
GREG TREAT (REP)	7,787	1,319	17,541	26,647	57.45%
ANDREA STONE (DEM)	9,336	1,493	8,903	19,732	42.55%
Total	17,123	2,812	26,444	46,379	


FOR STATE REPRESENTATIVE DISTRICT 3


21 of 21 (100.00%)
 Election Day
 Precincts Reporting

[Favorite](#) [View As](#) [Go to Top](#)

Candidate Choice	Absentee Mail	Early Voting	Election Day	Total Votes	
RICK WEST (REP)	464	1,609	7,428	9,501	69.25%
MIKE SULLIVAN (DEM)	485	697	3,037	4,219	30.75%
Total	949	2,306	10,465	13,720	


FOR STATE REPRESENTATIVE DISTRICT 4


18 of 18 (100.00%)
 Election Day
 Precincts Reporting

[Favorite](#) [View As](#) [Go to Top](#)

Candidate Choice	Absentee Mail	Early Voting	Election Day	Total Votes	
BOB ED CULVER (REP)	714	1,098	5,687	7,499	55.16%
MATT MEREDITH (DEM)	1,184	964	3,947	6,095	44.84%
Total	1,898	2,062	9,634	13,594	


FOR STATE REPRESENTATIVE DISTRICT 11


15 of 15 (100.00%)
 Election Day
 Precincts Reporting

[Favorite](#) [View As](#) [Go to Top](#)

Candidate Choice	Absentee Mail	Early Voting	Election Day	Total Votes	
WENDI STEARMAN (REP)	1,251	1,634	9,448	12,333	67.77%
EMILIE TINDLE (DEM)	1,605	864	3,397	5,866	32.23%
Total	2,856	2,498	12,845	18,199	


FOR STATE REPRESENTATIVE DISTRICT 23


13 of 13 (100.00%)
 Election Day
 Precincts Reporting

[Favorite](#) [View As](#) [Go to Top](#)

Candidate Choice	Absentee Mail	Early Voting	Election Day	Total Votes	
TERRY O'DONNELL (REP)	649	518	5,727	6,894	62.13%
SUSAN CARLE YOUNG (DEM)	947	292	2,963	4,202	37.87%
Total	1,596	810	8,690	11,096	

FOR STATE REPRESENTATIVE DISTRICT 24


32 of 32 (100.00%)
 Election Day

[Favorite](#) [View As](#) [Go to Top](#)

Candidate Choice	Absentee Mail	Early Voting	Election Day	Total Votes	
LOGAN J. PHILLIPS (REP)	520	1,174	6,824	8,518	66.11%
STEVE KOUPLIN (DEM)	538	693	3,136	4,367	33.89%
Total	1,058	1,867	9,960	12,885	

FOR STATE REPRESENTATIVE DISTRICT 26



13 of 13 (100.00%)
Election Day
Precincts Reporting

[Favorite](#) [View As](#) [Go to Top](#)

Candidate Choice	Absentee Mail	Early Voting	Election Day	Total Votes	
DELL KERBS (REP)	1,342	1,594	6,949	9,885	69.01%
BRYCE BARFIELD (DEM)	1,391	714	2,334	4,439	30.99%
Total	2,733	2,308	9,283	14,324	

FOR STATE REPRESENTATIVE DISTRICT 28



17 of 17 (100.00%)
Election Day
Precincts Reporting

[Favorite](#) [View As](#) [Go to Top](#)

Candidate Choice	Absentee Mail	Early Voting	Election Day	Total Votes	
DANNY WILLIAMS (REP)	897	1,275	7,423	9,595	73.14%
YASMINDA CHOATE (DEM)	803	523	2,197	3,523	26.86%
Total	1,700	1,798	9,620	13,118	

FOR STATE REPRESENTATIVE DISTRICT 29



20 of 20 (100.00%)
Election Day
Precincts Reporting

[Favorite](#) [View As](#) [Go to Top](#)

Candidate Choice	Absentee Mail	Early Voting	Election Day	Total Votes	
KYLE HILBERT (REP)	876	901	11,684	13,461	81.98%
RICK PARRIS (DEM)	687	183	2,089	2,959	18.02%
Total	1,563	1,084	13,773	16,420	

FOR STATE REPRESENTATIVE DISTRICT 30



17 of 17 (100.00%)
Election Day
Precincts Reporting

[Favorite](#) [View As](#) [Go to Top](#)

Candidate Choice	Absentee Mail	Early Voting	Election Day	Total Votes	
MARK LAWSON (REP)	1,239	1,260	10,379	12,878	77.15%
CHUCK THREADGILL (DEM)	1,034	403	2,378	3,815	22.85%
Total	2,273	1,663	12,757	16,693	

FOR STATE REPRESENTATIVE DISTRICT 34


13 of 13 (100.00%)
 Election Day
 Precincts Reporting

[Favorite](#) [View As](#) [Go to Top](#)

Candidate Choice	Absentee Mail	Early Voting	Election Day	Total Votes	
AARON MEANS (REP)	657	968	3,926	5,551	47.46%
TRISH RANSON (DEM)	1,694	1,374	3,077	6,145	52.54%
Total	2,351	2,342	7,003	11,696	

FOR STATE REPRESENTATIVE DISTRICT 43


12 of 12 (100.00%)
 Election Day
 Precincts Reporting

[Favorite](#) [View As](#) [Go to Top](#)

Candidate Choice	Absentee Mail	Early Voting	Election Day	Total Votes	
JAY STEAGALL (REP)	2,403	642	10,292	13,337	72.56%
CASSIE KINET (IND)	1,800	245	2,998	5,043	27.44%
Total	4,203	887	13,290	18,380	

FOR STATE REPRESENTATIVE DISTRICT 45


12 of 12 (100.00%)
 Election Day
 Precincts Reporting

[Favorite](#) [View As](#) [Go to Top](#)

Candidate Choice	Absentee Mail	Early Voting	Election Day	Total Votes	
PHILLIP HILLIAN (REP)	1,734	1,234	6,256	9,224	48.36%
MERLEYN BELL (DEM)	3,944	1,438	4,468	9,850	51.64%
Total	5,678	2,672	10,724	19,074	


FOR STATE REPRESENTATIVE DISTRICT 46


16 of 16 (100.00%)
 Election Day
 Precincts Reporting

[Favorite](#) [View As](#) [Go to Top](#)

Candidate Choice	Absentee Mail	Early Voting	Election Day	Total Votes	
NANCY SANGIRARDI (REP)	2,107	1,127	7,019	10,253	49.81%
JACOB ROSECRANTS (DEM)	4,517	1,111	4,704	10,332	50.19%
Total	6,624	2,238	11,723	20,585	

FOR STATE REPRESENTATIVE DISTRICT 55


39 of 39 (100.00%)
 Election Day

[Favorite](#) [View As](#) [Go to Top](#)

Candidate Choice	Absentee Mail	Early Voting	Election Day	Total Votes	
TODD RUSS (REP)	654	2,146	8,483	11,283	79.77%
AUSTIN GIPSON-BLACK (DEM)	359	522	1,980	2,861	20.23%
Total	1,013	2,668	10,463	14,144	

FOR STATE REPRESENTATIVE DISTRICT 56



29 of 29 (100.00%)
Election Day
Precincts Reporting

[Favorite](#) [View As](#) [Go to Top](#)

Candidate Choice	Absentee Mail	Early Voting	Election Day	Total Votes	
DICK LOWE (REP)	552	1,075	7,053	8,680	67.03%
CRAIG PARHAM (DEM)	558	649	3,063	4,270	32.97%
Total	1,110	1,724	10,116	12,950	

FOR STATE REPRESENTATIVE DISTRICT 57



22 of 22 (100.00%)
Election Day
Precincts Reporting

[Favorite](#) [View As](#) [Go to Top](#)

Candidate Choice	Absentee Mail	Early Voting	Election Day	Total Votes	
ANTHONY MOORE (REP)	813	1,217	8,245	10,275	70.36%
JUAN GARCIA (DEM)	680	514	3,134	4,328	29.64%
Total	1,493	1,731	11,379	14,603	

FOR STATE REPRESENTATIVE DISTRICT 62



9 of 9 (100.00%)
Election Day
Precincts Reporting

[Favorite](#) [View As](#) [Go to Top](#)

Candidate Choice	Absentee Mail	Early Voting	Election Day	Total Votes	
DANIEL PAE (REP)	1,293	600	4,214	6,107	55.13%
LARRY BUSH (DEM)	1,419	762	2,789	4,970	44.87%
Total	2,712	1,362	7,003	11,077	

FOR STATE REPRESENTATIVE DISTRICT 64



10 of 10 (100.00%)
Election Day
Precincts Reporting

[Favorite](#) [View As](#) [Go to Top](#)

Candidate Choice	Absentee Mail	Early Voting	Election Day	Total Votes	
RANDE WORTHEN (REP)	871	520	3,432	4,823	54.17%
KYLE EMMETT MERAZ (DEM)	1,159	548	2,373	4,080	45.83%
Total	2,030	1,068	5,805	8,903	


FOR STATE REPRESENTATIVE DISTRICT 65


23 of 23 (100.00%)
 Election Day
 Precincts Reporting

[Favorite](#) [View As](#) [Go to Top](#)

Candidate Choice	Absentee Mail	Early Voting	Election Day	Total Votes	
TONI HASENBECK (REP)	731	950	8,169	9,850	79.13%
JENNIFER KERSTETTER (DEM)	490	260	1,848	2,598	20.87%
Total	1,221	1,210	10,017	12,448	

FOR STATE REPRESENTATIVE DISTRICT 66


16 of 16 (100.00%)
 Election Day
 Precincts Reporting

[Favorite](#) [View As](#) [Go to Top](#)

Candidate Choice	Absentee Mail	Early Voting	Election Day	Total Votes	
JADINE NOLLAN (REP)	1,130	370	8,510	10,010	65.15%
GREG LAIRD (DEM)	1,629	337	3,389	5,355	34.85%
Total	2,759	707	11,899	15,365	


FOR STATE REPRESENTATIVE DISTRICT 68


13 of 13 (100.00%)
 Election Day
 Precincts Reporting

[Favorite](#) [View As](#) [Go to Top](#)

Candidate Choice	Absentee Mail	Early Voting	Election Day	Total Votes	
LONNIE SIMS (REP)	1,497	421	9,276	11,194	66.77%
MICHAEL ROSS (DEM)	1,751	420	3,399	5,570	33.23%
Total	3,248	841	12,675	16,764	


FOR STATE REPRESENTATIVE DISTRICT 71


15 of 15 (100.00%)
 Election Day
 Precincts Reporting

[Favorite](#) [View As](#) [Go to Top](#)

Candidate Choice	Absentee Mail	Early Voting	Election Day	Total Votes	
MIKE MASTERS (REP)	1,373	343	5,051	6,767	45.70%
DENISE BREWER (DEM)	3,169	616	4,257	8,042	54.30%
Total	4,542	959	9,308	14,809	

FOR STATE REPRESENTATIVE DISTRICT 78


20 of 20 (100.00%)
 Election Day

[Favorite](#) [View As](#) [Go to Top](#)

Candidate Choice	Absentee Mail	Early Voting	Election Day	Total Votes	
PAUL ROYSE (REP)	825	259	5,377	6,461	40.95%
MELOYDE BLANCETT (DEM)	3,328	667	5,320	9,315	59.05%
Total	4,153	926	10,697	15,776	

FOR STATE REPRESENTATIVE DISTRICT 79



19 of 19 (100.00%)
Election Day
Precincts Reporting

[Favorite](#) [View As](#) [Go to Top](#)

Candidate Choice	Absentee Mail	Early Voting	Election Day	Total Votes	
MARGIE ALFONSO (REP)	1,429	340	5,952	7,721	48.19%
MELISSA PROVENZANO (DEM)	2,818	563	4,920	8,301	51.81%
Total	4,247	903	10,872	16,022	

FOR STATE REPRESENTATIVE DISTRICT 81



12 of 12 (100.00%)
Election Day
Precincts Reporting

[Favorite](#) [View As](#) [Go to Top](#)

Candidate Choice	Absentee Mail	Early Voting	Election Day	Total Votes	
MIKE OSBURN (REP)	2,681	759	7,265	10,705	62.36%
JACOB BACCUS (DEM)	2,834	515	3,112	6,461	37.64%
Total	5,515	1,274	10,377	17,166	

FOR STATE REPRESENTATIVE DISTRICT 83



17 of 17 (100.00%)
Election Day
Precincts Reporting

[Favorite](#) [View As](#) [Go to Top](#)

Candidate Choice	Absentee Mail	Early Voting	Election Day	Total Votes	
ERIC ROBERTS (REP)	2,892	547	7,216	10,655	51.87%
CHELSEY BRANHAM (DEM)	4,457	782	4,647	9,886	48.13%
Total	7,349	1,329	11,863	20,541	

FOR STATE REPRESENTATIVE DISTRICT 85



16 of 16 (100.00%)
Election Day
Precincts Reporting

[Favorite](#) [View As](#) [Go to Top](#)

Candidate Choice	Absentee Mail	Early Voting	Election Day	Total Votes	
BILL ROBINSON (REP)	2,383	309	5,851	8,543	43.63%
CYNDI MUNSON (DEM)	5,439	548	5,050	11,037	56.37%
Total	7,822	857	10,901	19,580	


FOR STATE REPRESENTATIVE DISTRICT 87


 12 of 12 (100.00%)
 Election Day
 Precincts Reporting

[Favorite](#) [View As](#) [Go to Top](#)

Candidate Choice	Absentee Mail	Early Voting	Election Day	Total Votes	
VALERIE WALKER (REP)	936	140	4,425	5,501	39.76%
COLLIN WALKER (DEM)	2,930	452	4,951	8,333	60.24%
Total	3,866	592	9,376	13,834	


FOR STATE REPRESENTATIVE DISTRICT 88


 12 of 12 (100.00%)
 Election Day
 Precincts Reporting

[Favorite](#) [View As](#) [Go to Top](#)

Candidate Choice	Absentee Mail	Early Voting	Election Day	Total Votes	
KELLY BARLEAN (REP)	713	150	2,993	3,856	28.64%
MAUREE TURNER (DEM)	3,835	610	5,165	9,610	71.36%
Total	4,548	760	8,158	13,466	


FOR STATE REPRESENTATIVE DISTRICT 89


 8 of 8 (100.00%)
 Election Day
 Precincts Reporting

[Favorite](#) [View As](#) [Go to Top](#)

Candidate Choice	Absentee Mail	Early Voting	Election Day	Total Votes	
JOHN HUTTON (REP)	143	16	1,158	1,317	33.57%
JOSE CRUZ (DEM)	428	80	2,098	2,606	66.43%
Total	571	96	3,256	3,923	


FOR STATE REPRESENTATIVE DISTRICT 90


 13 of 13 (100.00%)
 Election Day
 Precincts Reporting

[Favorite](#) [View As](#) [Go to Top](#)

Candidate Choice	Absentee Mail	Early Voting	Election Day	Total Votes	
JON ECHOLS (REP)	1,192	372	5,491	7,055	61.93%
WAYNE HUGHES (DEM)	1,252	214	2,870	4,336	38.07%
Total	2,444	586	8,361	11,391	

FOR STATE REPRESENTATIVE DISTRICT 93


 11 of 11 (100.00%)
 Election Day

[Favorite](#) [View As](#) [Go to Top](#)

Candidate Choice	Absentee Mail	Early Voting	Election Day	Total Votes	
MIKE CHRISTIAN (REP)	517	63	2,724	3,304	42.47%
MICKEY DOLLENS (DEM)	1,161	151	3,163	4,475	57.53%
Total	1,678	214	5,887	7,779	

FOR STATE REPRESENTATIVE DISTRICT 94



10 of 10 (100.00%)
Election Day
Precincts Reporting

[Favorite](#) [View As](#) [Go to Top](#)

Candidate Choice	Absentee Mail	Early Voting	Election Day	Total Votes	
LAUREN RODEBUSH (REP)	744	132	3,848	4,724	40.35%
ANDY FUGATE (DEM)	2,195	422	4,367	6,984	59.65%
Total	2,939	554	8,215	11,708	

FOR STATE REPRESENTATIVE DISTRICT 95



11 of 11 (100.00%)
Election Day
Precincts Reporting

[Favorite](#) [View As](#) [Go to Top](#)

Candidate Choice	Absentee Mail	Early Voting	Election Day	Total Votes	
MAX WOLFLEY (REP)	1,119	171	5,154	6,444	51.23%
KELLY ALBRIGHT (DEM)	1,662	369	4,104	6,135	48.77%
Total	2,781	540	9,258	12,579	

FOR STATE REPRESENTATIVE DISTRICT 97



18 of 18 (100.00%)
Election Day
Precincts Reporting

[Favorite](#) [View As](#) [Go to Top](#)

Candidate Choice	Absentee Mail	Early Voting	Election Day	Total Votes	
BEN M JANLOO (REP)	768	190	3,649	4,607	28.67%
JASON LOWE (DEM)	3,362	1,327	6,773	11,462	71.33%
Total	4,130	1,517	10,422	16,069	

FOR STATE REPRESENTATIVE DISTRICT 100



11 of 11 (100.00%)
Election Day
Precincts Reporting

[Favorite](#) [View As](#) [Go to Top](#)

Candidate Choice	Absentee Mail	Early Voting	Election Day	Total Votes	
MARILYN STARK (REP)	2,282	338	6,240	8,860	55.08%
SUMMER WESLEY (DEM)	2,861	473	3,892	7,226	44.92%
Total	5,143	811	10,132	16,086	

FOR STATE REPRESENTATIVE DISTRICT 101



18 of 18 (100.00%)
Election Day
Precincts Reporting

[Favorite](#) [View As](#) [Go to Top](#)

Candidate Choice	Absentee Mail	Early Voting	Election Day	Total Votes	
ROBERT MANGER (REP)	1,865	204	10,068	12,137	63.61%
A.J. BAILEY (LIB)	146	14	655	815	4.27%
MADLINE SCOTT (DEM)	2,131	346	3,650	6,127	32.11%
Total	4,142	564	14,373	19,079	

SUPREME COURT DISTRICT 1 - MATTHEW JOHN KANE, IV



1948 of 1948 (100.00%)
Election Day
Precincts Reporting

[Favorite](#) [View As](#) [Show/Hide Text](#) [Go to Top](#)

Candidate Choice	Absentee Mail	Early Voting	Election Day	Total Votes	
YES	157,370	100,472	694,969	952,811	68.88%
NO	92,485	46,157	291,938	430,580	31.12%
Total	249,855	146,629	986,907	1,383,391	

SUPREME COURT DISTRICT 6 - TOM COLBERT



1948 of 1948 (100.00%)
Election Day
Precincts Reporting

[Favorite](#) [View As](#) [Show/Hide Text](#) [Go to Top](#)

Candidate Choice	Absentee Mail	Early Voting	Election Day	Total Votes	
YES	180,763	98,017	658,376	937,156	67.40%
NO	70,899	49,369	333,098	453,366	32.60%
Total	251,662	147,386	991,474	1,390,522	

SUPREME COURT DISTRICT 9 - RICHARD B. DARBY



1948 of 1948 (100.00%)
Election Day
Precincts Reporting

[Favorite](#) [View As](#) [Show/Hide Text](#) [Go to Top](#)

Candidate Choice	Absentee Mail	Early Voting	Election Day	Total Votes	
YES	157,689	98,597	676,650	932,936	67.70%
NO	91,552	47,437	306,187	445,176	
Total	249,241	146,034	982,837	1,378,112	

COURT OF CRIMINAL APPEALS DISTRICT 2 - ROBERT L. HUDSON



1948 of 1948 (100.00%)

[Favorite](#) [View As](#) [Show/Hide Text](#) [Go to Top](#)

Candidate Choice	Absentee Mail	Early Voting	Election Day	Total Votes	
YES	159,037	98,716	676,825	934,578	67.98%
NO	89,089	46,924	304,272	440,285	32.02%
Total	248,126	145,640	981,097	1,374,863	

COURT OF CRIMINAL APPEALS DISTRICT 3 -
GARY L. LUMPKIN



1948 of 1948 (100.00%)

Election Day
Precincts Reporting

[Favorite](#) [View As](#) [Show/Hide Text](#) [Go to Top](#)

Candidate Choice	Absentee Mail	Early Voting	Election Day	Total Votes	
YES	160,597	96,392	660,386	917,375	66.93%
NO	87,292	48,632	317,340	453,264	33.07%
Total	247,889	145,024	977,726	1,370,639	

COURT OF CIVIL APPEALS DISTRICT 1 -
OFFICE 2 - JANE P. WISEMAN



1948 of 1948 (100.00%)

Election Day
Precincts Reporting

[Favorite](#) [View As](#) [Show/Hide Text](#) [Go to Top](#)

Candidate Choice	Absentee Mail	Early Voting	Election Day	Total Votes	
YES	182,611	95,949	634,228	912,788	66.58%
NO	66,187	49,008	342,940	458,135	33.42%
Total	248,798	144,957	977,168	1,370,923	

COURT OF CIVIL APPEALS DISTRICT 2 -
OFFICE 1 - DEBORAH B. BARNES



1948 of 1948 (100.00%)

Election Day
Precincts Reporting

[Favorite](#) [View As](#) [Show/Hide Text](#) [Go to Top](#)

Candidate Choice	Absentee Mail	Early Voting	Election Day	Total Votes	
YES	184,303	96,861	640,497	921,661	67.34%
NO	64,045	47,843	335,056	446,944	32.66%
Total	248,348	144,704	975,553	1,368,605	

COURT OF CIVIL APPEALS DISTRICT 2 -
OFFICE 2 - KEITH RAPP




1948 of 1948 (100.00%)

Election Day
Precincts Reporting

[Favorite](#) [View As](#) [Show/Hide Text](#) [Go to Top](#)

Candidate Choice	Absentee Mail	Early Voting	Election Day	Total Votes	
YES	164,568	91,819	615,103	871,490	64.00%
NO	81,765	52,667	355,820	490,252	36.00%
Total	246,333	144,486	970,923	1,361,742	


STATE QUESTION NO. 805 INITIATIVE
PETITION NO. 421


1948 of 1948 (100.00%)
Election Day
Precincts Reporting

[Favorite](#) [View As](#) [Show/Hide Text](#) [Go to Top](#)

Candidate Choice	Absentee Mail	Early Voting	Election Day	Total Votes	
FOR THE PROPOSAL - YES	166,306	60,975	360,999	588,280	38.92%
AGAINST THE PROPOSAL - NO	106,265	100,714	716,349	923,328	61.08%
Total	272,571	161,689	1,077,348	1,511,608	

STATE QUESTION NO. 814 LEGISLATIVE
REFERENDUM NO. 375


1948 of 1948 (100.00%)
Election Day
Precincts Reporting

[Favorite](#) [View As](#) [Show/Hide Text](#) [Go to Top](#)

Candidate Choice	Absentee Mail	Early Voting	Election Day	Total Votes	
FOR THE PROPOSAL - YES	119,339	65,362	430,460	615,161	41.21%
AGAINST THE PROPOSAL - NO	151,433	93,915	632,084	877,432	58.79%
Total	270,772	159,277	1,062,544	1,492,593	

Server TLU: 11/06/2020 06:33:42 PM

© 2022 - [Oklahoma State Election Board](#). Version 0.0.45

This website supports the latest versions of the following browsers: Microsoft Edge, Google Chrome, Mozilla Firefox, Apple Safari. Note to Mobile Users: we recommend viewing this site in landscape mode on your device for the best viewing experience.

Official Results - General Election

Election Date: 11/03/2020

2/16/2022 11:26 AM CT

PRESIDENT

FOR ELECTORS FOR PRESIDENT AND VICE PRESIDENT

1948 of 1948 Precincts Completely Reporting

	ABSENTEE MAIL	EARLY VOTING	ELECTION DAY	TOTAL	
DONALD J. TRUMP MICHAEL R. PENCE (REP)	111,171	109,186	799,923	1,020,280	65.37%
JO JORGENSEN JEREMY SPIKE COHEN (LIB)	4,615	1,548	18,568	24,731	1.58%
JOSEPH R. BIDEN KAMALA D. HARRIS (DEM)	163,046	55,808	285,036	503,890	32.29%
JADE SIMMONS CLAUDELIAH J. ROZE (IND)	797	236	2,621	3,654	0.23%
KANYE WEST MICHELLE TIDBALL (IND)	707	270	4,620	5,597	0.36%
BROCK PIERCE KARLA BALLARD (IND)	549	137	1,861	2,547	0.16%
	280,885	167,185	1,112,629	1,560,699	

Official Results - General Election

2/16/2022 11:26 AM CT

Election Date: 11/03/2020

CORPORATION COMMISSIONER

FOR CORPORATION COMMISSIONER

1948 of 1948 Precincts Completely Reporting

	ABSENTEE MAIL	EARLY VOTING	ELECTION DAY	TOTAL	
TODD HIETT (REP)	152,676	117,089	830,259	1,100,024	76.10%
TODD HAGOPIAN (LIB)	91,846	36,818	216,772	345,436	23.90%
	<hr/> 244,522	<hr/> 153,907	<hr/> 1,047,031	<hr/> 1,445,460	

Election Date: 11/03/2020

UNITED STATES SENATOR

FOR UNITED STATES SENATOR

1948 of 1948 Precincts Completely Reporting

	ABSENTEE MAIL	EARLY VOTING	ELECTION DAY	TOTAL	
JIM INHOFE (REP)	111,687	105,897	761,556	979,140	62.91%
ROBERT MURPHY (LIB)	4,269	2,353	27,813	34,435	2.21%
ABBY BROYLES (DEM)	160,376	55,942	293,445	509,763	32.75%
JOAN FARR (IND)	2,772	1,725	17,155	21,652	1.39%
A. D. NESBIT (IND)	1,742	800	8,829	11,371	0.73%
	280,846	166,717	1,108,798	1,556,361	

Official Results - General Election

2/16/2022 11:26 AM CT

Election Date: 11/03/2020

UNITED STATES REPRESENTATIVE

FOR UNITED STATES REPRESENTATIVE DISTRICT 01

326 of 326 Precincts Completely Reporting

	ABSENTEE MAIL	EARLY VOTING	ELECTION DAY	TOTAL	
KEVIN HERN (REP)	29,383	15,321	168,996	213,700	63.70%
KOJO ASAMOA-CAESAR (DEM)	37,585	9,405	62,651	109,641	32.68%
EVELYN L. ROGERS (IND)	2,640	637	8,853	12,130	3.62%
	69,608	25,363	240,500	335,471	

FOR UNITED STATES REPRESENTATIVE DISTRICT 02

519 of 519 Precincts Completely Reporting

	ABSENTEE MAIL	EARLY VOTING	ELECTION DAY	TOTAL	
MARKWAYNE MULLIN (REP)	13,169	30,679	172,663	216,511	75.04%
RICHIE CASTALDO (LIB)	661	943	6,940	8,544	2.96%
DANYELL LANIER (DEM)	12,026	10,740	40,706	63,472	22.00%
	25,856	42,362	220,309	288,527	

FOR UNITED STATES REPRESENTATIVE DISTRICT 03

480 of 480 Precincts Completely Reporting

	ABSENTEE MAIL	EARLY VOTING	ELECTION DAY	TOTAL	
FRANK D. LUCAS (REP)	21,806	31,131	189,740	242,677	78.49%
ZOE MIDYETT (DEM)	16,901	9,397	40,203	66,501	21.51%
	38,707	40,528	229,943	309,178	

FOR UNITED STATES REPRESENTATIVE DISTRICT 04

350 of 350 Precincts Completely Reporting

	ABSENTEE MAIL	EARLY VOTING	ELECTION DAY	TOTAL	
TOM COLE (REP)	28,106	25,115	159,875	213,096	67.79%
BOB WHITE (LIB)	1,450	861	8,492	10,803	3.44%
MARY BRANNON (DEM)	29,842	12,109	48,508	90,459	28.78%

Official Results - General Election

2/16/2022 11:26 AM CT

Election Date: 11/03/2020

UNITED STATES REPRESENTATIVE

59,398	38,085	216,875	314,358
---------------	---------------	----------------	----------------

FOR UNITED STATES REPRESENTATIVE DISTRICT 05

273 of 273 Precincts Completely Reporting

	ABSENTEE MAIL	EARLY VOTING	ELECTION DAY	TOTAL	
STEPHANIE BICE (REP)	30,890	9,174	118,127	158,191	52.06%
KENDRA S. HORN (DEM)	55,324	10,764	79,570	145,658	47.94%
	<hr/> 86,214	<hr/> 19,938	<hr/> 197,697	<hr/> 303,849	

Official Results - General Election

2/16/2022 11:26 AM CT

Election Date: 11/03/2020

STATE SENATOR

FOR STATE SENATOR DISTRICT 3

47 of 47 Precincts Completely Reporting

	ABSENTEE MAIL	EARLY VOTING	ELECTION DAY	TOTAL	
BLAKE COWBOY STEPHENS (REP)	1,481	2,501	19,006	22,988	79.50%
DYLLON FITE (DEM)	1,186	746	3,997	5,929	20.50%
	2,667	3,247	23,003	28,917	

FOR STATE SENATOR DISTRICT 5

81 of 81 Precincts Completely Reporting

	ABSENTEE MAIL	EARLY VOTING	ELECTION DAY	TOTAL	
GEORGE H BURNS (REP)	993	3,260	17,493	21,746	78.79%
RANDY COLEMAN (DEM)	638	1,014	4,203	5,855	21.21%
	1,631	4,274	21,696	27,601	

FOR STATE SENATOR DISTRICT 7

76 of 76 Precincts Completely Reporting

	ABSENTEE MAIL	EARLY VOTING	ELECTION DAY	TOTAL	
WARREN HAMILTON (REP)	937	2,763	18,062	21,762	72.18%
JERRY L. DONATHAN (DEM)	1,005	1,298	6,085	8,388	27.82%
	1,942	4,061	24,147	30,150	

FOR STATE SENATOR DISTRICT 9

32 of 32 Precincts Completely Reporting

	ABSENTEE MAIL	EARLY VOTING	ELECTION DAY	TOTAL	
DEWAYNE PEMBERTON (REP)	1,483	2,826	11,410	15,719	58.11%
JACK REAVIS (DEM)	2,155	2,363	6,815	11,333	41.89%
	3,638	5,189	18,225	27,052	

Official Results - General Election

2/16/2022 11:26 AM CT

Election Date: 11/03/2020

STATE SENATOR

FOR STATE SENATOR DISTRICT 15

31 of 31 Precincts Completely Reporting

	ABSENTEE MAIL	EARLY VOTING	ELECTION DAY	TOTAL	
ROB STANDRIDGE (REP)	5,007	2,409	17,020	24,436	60.91%
ALEX SCOTT (DEM)	6,616	1,805	7,259	15,680	39.09%
	11,623	4,214	24,279	40,116	

FOR STATE SENATOR DISTRICT 17

28 of 28 Precincts Completely Reporting

	ABSENTEE MAIL	EARLY VOTING	ELECTION DAY	TOTAL	
SHANE DAVID JETT (REP)	3,735	1,836	19,824	25,395	76.46%
GREG SADLER (LIB)	2,420	715	4,684	7,819	23.54%
	6,155	2,551	24,508	33,214	

FOR STATE SENATOR DISTRICT 21

31 of 31 Precincts Completely Reporting

	ABSENTEE MAIL	EARLY VOTING	ELECTION DAY	TOTAL	
TOM J. DUGGER (REP)	1,907	2,198	14,669	18,774	63.96%
RICK DUNHAM (DEM)	2,735	2,070	5,772	10,577	36.04%
	4,642	4,268	20,441	29,351	

FOR STATE SENATOR DISTRICT 35

36 of 36 Precincts Completely Reporting

	ABSENTEE MAIL	EARLY VOTING	ELECTION DAY	TOTAL	
CHERYL BABER (REP)	3,723	805	13,149	17,677	49.10%
JO ANNA DOSSETT (DEM)	7,402	1,396	9,526	18,324	50.90%
	11,125	2,201	22,675	36,001	

Official Results - General Election

2/16/2022 11:26 AM CT

Election Date: 11/03/2020

STATE SENATOR

FOR STATE SENATOR DISTRICT 37

28 of 28 Precincts Completely Reporting

	ABSENTEE MAIL	EARLY VOTING	ELECTION DAY	TOTAL	
CODY ROGERS (REP)	2,669	734	19,290	22,693	67.07%
ALLISON IKLEY-FREEMAN (DEM)	3,443	650	7,048	11,141	32.93%
	6,112	1,384	26,338	33,834	

FOR STATE SENATOR DISTRICT 39

38 of 38 Precincts Completely Reporting

	ABSENTEE MAIL	EARLY VOTING	ELECTION DAY	TOTAL	
DAVE RADER (REP)	4,259	887	15,347	20,493	54.82%
SHAWNA MOTT-WRIGHT (DEM)	6,306	1,223	9,360	16,889	45.18%
	10,565	2,110	24,707	37,382	

FOR STATE SENATOR DISTRICT 43

54 of 54 Precincts Completely Reporting

	ABSENTEE MAIL	EARLY VOTING	ELECTION DAY	TOTAL	
JESSICA GARVIN (REP)	2,285	3,438	24,660	30,383	82.18%
TERRI REIMER (DEM)	1,418	846	4,324	6,588	17.82%
	3,703	4,284	28,984	36,971	

FOR STATE SENATOR DISTRICT 45

26 of 26 Precincts Completely Reporting

	ABSENTEE MAIL	EARLY VOTING	ELECTION DAY	TOTAL	
PAUL ROSINO (REP)	4,513	1,969	16,870	23,352	67.25%
JENNIFER WILKINSON (DEM)	4,235	1,004	6,134	11,373	32.75%
	8,748	2,973	23,004	34,725	

Official Results - General Election

Election Date: 11/03/2020

2/16/2022 11:26 AM CT

STATE SENATOR

FOR STATE SENATOR DISTRICT 47

25 of 25 Precincts Completely Reporting

	ABSENTEE MAIL	EARLY VOTING	ELECTION DAY	TOTAL	
GREG TREAT (REP)	7,787	1,319	17,541	26,647	57.45%
ANDREA STONE (DEM)	9,336	1,493	8,903	19,732	42.55%
	<hr/> 17,123	<hr/> 2,812	<hr/> 26,444	<hr/> 46,379	

Official Results - General Election

2/16/2022 11:26 AM CT

Election Date: 11/03/2020

STATE REPRESENTATIVE

FOR STATE REPRESENTATIVE DISTRICT 3

21 of 21 Precincts Completely Reporting

	ABSENTEE MAIL	EARLY VOTING	ELECTION DAY	TOTAL	
RICK WEST (REP)	464	1,609	7,428	9,501	69.25%
MIKE SULLIVAN (DEM)	485	697	3,037	4,219	30.75%
	949	2,306	10,465	13,720	

FOR STATE REPRESENTATIVE DISTRICT 4

18 of 18 Precincts Completely Reporting

	ABSENTEE MAIL	EARLY VOTING	ELECTION DAY	TOTAL	
BOB ED CULVER (REP)	714	1,098	5,687	7,499	55.16%
MATT MEREDITH (DEM)	1,184	964	3,947	6,095	44.84%
	1,898	2,062	9,634	13,594	

FOR STATE REPRESENTATIVE DISTRICT 11

15 of 15 Precincts Completely Reporting

	ABSENTEE MAIL	EARLY VOTING	ELECTION DAY	TOTAL	
WENDI STEARMAN (REP)	1,251	1,634	9,448	12,333	67.77%
EMILIE TINDLE (DEM)	1,605	864	3,397	5,866	32.23%
	2,856	2,498	12,845	18,199	

FOR STATE REPRESENTATIVE DISTRICT 23

13 of 13 Precincts Completely Reporting

	ABSENTEE MAIL	EARLY VOTING	ELECTION DAY	TOTAL	
TERRY O'DONNELL (REP)	649	518	5,727	6,894	62.13%
SUSAN CARLE YOUNG (DEM)	947	292	2,963	4,202	37.87%
	1,596	810	8,690	11,096	

Official Results - General Election

2/16/2022 11:26 AM CT

Election Date: 11/03/2020

STATE REPRESENTATIVE

FOR STATE REPRESENTATIVE DISTRICT 24

32 of 32 Precincts Completely Reporting

	ABSENTEE MAIL	EARLY VOTING	ELECTION DAY	TOTAL	
LOGAN J. PHILLIPS (REP)	520	1,174	6,824	8,518	66.11%
STEVE KOUPLEN (DEM)	538	693	3,136	4,367	33.89%
	1,058	1,867	9,960	12,885	

FOR STATE REPRESENTATIVE DISTRICT 26

13 of 13 Precincts Completely Reporting

	ABSENTEE MAIL	EARLY VOTING	ELECTION DAY	TOTAL	
DELL KERBS (REP)	1,342	1,594	6,949	9,885	69.01%
BRYCE BARFIELD (DEM)	1,391	714	2,334	4,439	30.99%
	2,733	2,308	9,283	14,324	

FOR STATE REPRESENTATIVE DISTRICT 28

17 of 17 Precincts Completely Reporting

	ABSENTEE MAIL	EARLY VOTING	ELECTION DAY	TOTAL	
DANNY WILLIAMS (REP)	897	1,275	7,423	9,595	73.14%
YASMINDA CHOATE (DEM)	803	523	2,197	3,523	26.86%
	1,700	1,798	9,620	13,118	

FOR STATE REPRESENTATIVE DISTRICT 29

20 of 20 Precincts Completely Reporting

	ABSENTEE MAIL	EARLY VOTING	ELECTION DAY	TOTAL	
KYLE HILBERT (REP)	876	901	11,684	13,461	81.98%
RICK PARRIS (DEM)	687	183	2,089	2,959	18.02%
	1,563	1,084	13,773	16,420	

Official Results - General Election

2/16/2022 11:26 AM CT

Election Date: 11/03/2020

STATE REPRESENTATIVE

FOR STATE REPRESENTATIVE DISTRICT 30

17 of 17 Precincts Completely Reporting

	ABSENTEE MAIL	EARLY VOTING	ELECTION DAY	TOTAL	
MARK LAWSON (REP)	1,239	1,260	10,379	12,878	77.15%
CHUCK THREADGILL (DEM)	1,034	403	2,378	3,815	22.85%
	2,273	1,663	12,757	16,693	

FOR STATE REPRESENTATIVE DISTRICT 34

13 of 13 Precincts Completely Reporting

	ABSENTEE MAIL	EARLY VOTING	ELECTION DAY	TOTAL	
AARON MEANS (REP)	657	968	3,926	5,551	47.46%
TRISH RANSON (DEM)	1,694	1,374	3,077	6,145	52.54%
	2,351	2,342	7,003	11,696	

FOR STATE REPRESENTATIVE DISTRICT 43

12 of 12 Precincts Completely Reporting

	ABSENTEE MAIL	EARLY VOTING	ELECTION DAY	TOTAL	
JAY STEAGALL (REP)	2,403	642	10,292	13,337	72.56%
CASSIE KINET (IND)	1,800	245	2,998	5,043	27.44%
	4,203	887	13,290	18,380	

FOR STATE REPRESENTATIVE DISTRICT 45

12 of 12 Precincts Completely Reporting

	ABSENTEE MAIL	EARLY VOTING	ELECTION DAY	TOTAL	
PHILLIP HILLIAN (REP)	1,734	1,234	6,256	9,224	48.36%
MERLEYN BELL (DEM)	3,944	1,438	4,468	9,850	51.64%
	5,678	2,672	10,724	19,074	

Official Results - General Election

2/16/2022 11:26 AM CT

Election Date: 11/03/2020

STATE REPRESENTATIVE

FOR STATE REPRESENTATIVE DISTRICT 46

16 of 16 Precincts Completely Reporting

	ABSENTEE MAIL	EARLY VOTING	ELECTION DAY	TOTAL	
NANCY SANGIRARDI (REP)	2,107	1,127	7,019	10,253	49.81%
JACOB ROSECRANTS (DEM)	4,517	1,111	4,704	10,332	50.19%
	6,624	2,238	11,723	20,585	

FOR STATE REPRESENTATIVE DISTRICT 55

39 of 39 Precincts Completely Reporting

	ABSENTEE MAIL	EARLY VOTING	ELECTION DAY	TOTAL	
TODD RUSS (REP)	654	2,146	8,483	11,283	79.77%
AUSTIN GIPSON-BLACK (DEM)	359	522	1,980	2,861	20.23%
	1,013	2,668	10,463	14,144	

FOR STATE REPRESENTATIVE DISTRICT 56

29 of 29 Precincts Completely Reporting

	ABSENTEE MAIL	EARLY VOTING	ELECTION DAY	TOTAL	
DICK LOWE (REP)	552	1,075	7,053	8,680	67.03%
CRAIG PARHAM (DEM)	558	649	3,063	4,270	32.97%
	1,110	1,724	10,116	12,950	

FOR STATE REPRESENTATIVE DISTRICT 57

22 of 22 Precincts Completely Reporting

	ABSENTEE MAIL	EARLY VOTING	ELECTION DAY	TOTAL	
ANTHONY MOORE (REP)	813	1,217	8,245	10,275	70.36%
JUAN GARCIA (DEM)	680	514	3,134	4,328	29.64%
	1,493	1,731	11,379	14,603	

Official Results - General Election

2/16/2022 11:26 AM CT

Election Date: 11/03/2020

STATE REPRESENTATIVE

FOR STATE REPRESENTATIVE DISTRICT 62

9 of 9 Precincts Completely Reporting

	ABSENTEE MAIL	EARLY VOTING	ELECTION DAY	TOTAL	
DANIEL PAE (REP)	1,293	600	4,214	6,107	55.13%
LARRY BUSH (DEM)	1,419	762	2,789	4,970	44.87%
	2,712	1,362	7,003	11,077	

FOR STATE REPRESENTATIVE DISTRICT 64

10 of 10 Precincts Completely Reporting

	ABSENTEE MAIL	EARLY VOTING	ELECTION DAY	TOTAL	
RANDE WORTHEN (REP)	871	520	3,432	4,823	54.17%
KYLE EMMETT MERAZ (DEM)	1,159	548	2,373	4,080	45.83%
	2,030	1,068	5,805	8,903	

FOR STATE REPRESENTATIVE DISTRICT 65

23 of 23 Precincts Completely Reporting

	ABSENTEE MAIL	EARLY VOTING	ELECTION DAY	TOTAL	
TONI HASENBECK (REP)	731	950	8,169	9,850	79.13%
JENNIFER KERSTETTER (DEM)	490	260	1,848	2,598	20.87%
	1,221	1,210	10,017	12,448	

FOR STATE REPRESENTATIVE DISTRICT 66

16 of 16 Precincts Completely Reporting

	ABSENTEE MAIL	EARLY VOTING	ELECTION DAY	TOTAL	
JADINE NOLLAN (REP)	1,130	370	8,510	10,010	65.15%
GREG LAIRD (DEM)	1,629	337	3,389	5,355	34.85%
	2,759	707	11,899	15,365	

Official Results - General Election

2/16/2022 11:26 AM CT

Election Date: 11/03/2020

STATE REPRESENTATIVE

FOR STATE REPRESENTATIVE DISTRICT 68

13 of 13 Precincts Completely Reporting

	ABSENTEE MAIL	EARLY VOTING	ELECTION DAY	TOTAL	
LONNIE SIMS (REP)	1,497	421	9,276	11,194	66.77%
MICHAEL ROSS (DEM)	1,751	420	3,399	5,570	33.23%
	3,248	841	12,675	16,764	

FOR STATE REPRESENTATIVE DISTRICT 71

15 of 15 Precincts Completely Reporting

	ABSENTEE MAIL	EARLY VOTING	ELECTION DAY	TOTAL	
MIKE MASTERS (REP)	1,373	343	5,051	6,767	45.70%
DENISE BREWER (DEM)	3,169	616	4,257	8,042	54.30%
	4,542	959	9,308	14,809	

FOR STATE REPRESENTATIVE DISTRICT 78

20 of 20 Precincts Completely Reporting

	ABSENTEE MAIL	EARLY VOTING	ELECTION DAY	TOTAL	
PAUL ROYSE (REP)	825	259	5,377	6,461	40.95%
MELLOYDE BLANCETT (DEM)	3,328	667	5,320	9,315	59.05%
	4,153	926	10,697	15,776	

FOR STATE REPRESENTATIVE DISTRICT 79

19 of 19 Precincts Completely Reporting

	ABSENTEE MAIL	EARLY VOTING	ELECTION DAY	TOTAL	
MARGIE ALFONSO (REP)	1,429	340	5,952	7,721	48.19%
MELISSA PROVENZANO (DEM)	2,818	563	4,920	8,301	51.81%
	4,247	903	10,872	16,022	

Official Results - General Election

2/16/2022 11:26 AM CT

Election Date: 11/03/2020

STATE REPRESENTATIVE

FOR STATE REPRESENTATIVE DISTRICT 81

12 of 12 Precincts Completely Reporting

	ABSENTEE MAIL	EARLY VOTING	ELECTION DAY	TOTAL	
MIKE OSBURN (REP)	2,681	759	7,265	10,705	62.36%
JACOB BACCUS (DEM)	2,834	515	3,112	6,461	37.64%
	5,515	1,274	10,377	17,166	

FOR STATE REPRESENTATIVE DISTRICT 83

17 of 17 Precincts Completely Reporting

	ABSENTEE MAIL	EARLY VOTING	ELECTION DAY	TOTAL	
ERIC ROBERTS (REP)	2,892	547	7,216	10,655	51.87%
CHELSEY BRANHAM (DEM)	4,457	782	4,647	9,886	48.13%
	7,349	1,329	11,863	20,541	

FOR STATE REPRESENTATIVE DISTRICT 85

16 of 16 Precincts Completely Reporting

	ABSENTEE MAIL	EARLY VOTING	ELECTION DAY	TOTAL	
BILL ROBINSON (REP)	2,383	309	5,851	8,543	43.63%
CYNDI MUNSON (DEM)	5,439	548	5,050	11,037	56.37%
	7,822	857	10,901	19,580	

FOR STATE REPRESENTATIVE DISTRICT 87

12 of 12 Precincts Completely Reporting

	ABSENTEE MAIL	EARLY VOTING	ELECTION DAY	TOTAL	
VALERIE WALKER (REP)	936	140	4,425	5,501	39.76%
COLLIN WALKE (DEM)	2,930	452	4,951	8,333	60.24%
	3,866	592	9,376	13,834	

Official Results - General Election

2/16/2022 11:26 AM CT

Election Date: 11/03/2020

STATE REPRESENTATIVE

FOR STATE REPRESENTATIVE DISTRICT 88

12 of 12 Precincts Completely Reporting

	ABSENTEE MAIL	EARLY VOTING	ELECTION DAY	TOTAL	
KELLY BARLEAN (REP)	713	150	2,993	3,856	28.64%
MAUREE TURNER (DEM)	3,835	610	5,165	9,610	71.36%
	<u>4,548</u>	<u>760</u>	<u>8,158</u>	<u>13,466</u>	

FOR STATE REPRESENTATIVE DISTRICT 89

8 of 8 Precincts Completely Reporting

	ABSENTEE MAIL	EARLY VOTING	ELECTION DAY	TOTAL	
JOHN HUTTON (REP)	143	16	1,158	1,317	33.57%
JOSE CRUZ (DEM)	428	80	2,098	2,606	66.43%
	<u>571</u>	<u>96</u>	<u>3,256</u>	<u>3,923</u>	

FOR STATE REPRESENTATIVE DISTRICT 90

13 of 13 Precincts Completely Reporting

	ABSENTEE MAIL	EARLY VOTING	ELECTION DAY	TOTAL	
JON ECHOLS (REP)	1,192	372	5,491	7,055	61.93%
WAYNE HUGHES (DEM)	1,252	214	2,870	4,336	38.07%
	<u>2,444</u>	<u>586</u>	<u>8,361</u>	<u>11,391</u>	

FOR STATE REPRESENTATIVE DISTRICT 93

11 of 11 Precincts Completely Reporting

	ABSENTEE MAIL	EARLY VOTING	ELECTION DAY	TOTAL	
MIKE CHRISTIAN (REP)	517	63	2,724	3,304	42.47%
MICKEY DOLLENS (DEM)	1,161	151	3,163	4,475	57.53%
	<u>1,678</u>	<u>214</u>	<u>5,887</u>	<u>7,779</u>	

Official Results - General Election

2/16/2022 11:26 AM CT

Election Date: 11/03/2020

STATE REPRESENTATIVE

FOR STATE REPRESENTATIVE DISTRICT 94

10 of 10 Precincts Completely Reporting

	ABSENTEE MAIL	EARLY VOTING	ELECTION DAY	TOTAL	
LAUREN RODEBUSH (REP)	744	132	3,848	4,724	40.35%
ANDY FUGATE (DEM)	2,195	422	4,367	6,984	59.65%
	<u>2,939</u>	<u>554</u>	<u>8,215</u>	<u>11,708</u>	

FOR STATE REPRESENTATIVE DISTRICT 95

11 of 11 Precincts Completely Reporting

	ABSENTEE MAIL	EARLY VOTING	ELECTION DAY	TOTAL	
MAX WOLFLEY (REP)	1,119	171	5,154	6,444	51.23%
KELLY ALBRIGHT (DEM)	1,662	369	4,104	6,135	48.77%
	<u>2,781</u>	<u>540</u>	<u>9,258</u>	<u>12,579</u>	

FOR STATE REPRESENTATIVE DISTRICT 97

18 of 18 Precincts Completely Reporting

	ABSENTEE MAIL	EARLY VOTING	ELECTION DAY	TOTAL	
BEN M JANLOO (REP)	768	190	3,649	4,607	28.67%
JASON LOWE (DEM)	3,362	1,327	6,773	11,462	71.33%
	<u>4,130</u>	<u>1,517</u>	<u>10,422</u>	<u>16,069</u>	

FOR STATE REPRESENTATIVE DISTRICT 100

11 of 11 Precincts Completely Reporting

	ABSENTEE MAIL	EARLY VOTING	ELECTION DAY	TOTAL	
MARILYN STARK (REP)	2,282	338	6,240	8,860	55.08%
SUMMER WESLEY (DEM)	2,861	473	3,892	7,226	44.92%
	<u>5,143</u>	<u>811</u>	<u>10,132</u>	<u>16,086</u>	

Official Results - General Election

2/16/2022 11:26 AM CT

Election Date: 11/03/2020

STATE REPRESENTATIVE

FOR STATE REPRESENTATIVE DISTRICT 101

18 of 18 Precincts Completely Reporting

	ABSENTEE MAIL	EARLY VOTING	ELECTION DAY	TOTAL	
ROBERT MANGER (REP)	1,865	204	10,068	12,137	63.61%
A.J. BAILEY (LIB)	146	14	655	815	4.27%
MADLINE SCOTT (DEM)	2,131	346	3,650	6,127	32.11%
	<hr/> 4,142	<hr/> 564	<hr/> 14,373	<hr/> 19,079	

Election Date: 11/03/2020

JUDICIAL RETENTION

SUPREME COURT DISTRICT 1 - MATTHEW JOHN KANE, IV

1948 of 1948 Precincts Completely Reporting

	ABSENTEE MAIL	EARLY VOTING	ELECTION DAY	TOTAL	
YES	157,370	100,472	694,969	952,811	68.88%
NO	92,485	46,157	291,938	430,580	31.12%
	249,855	146,629	986,907	1,383,391	

SUPREME COURT DISTRICT 6 - TOM COLBERT

1948 of 1948 Precincts Completely Reporting

	ABSENTEE MAIL	EARLY VOTING	ELECTION DAY	TOTAL	
YES	180,763	98,017	658,376	937,156	67.40%
NO	70,899	49,369	333,098	453,366	32.60%
	251,662	147,386	991,474	1,390,522	

SUPREME COURT DISTRICT 9 - RICHARD B. DARBY

1948 of 1948 Precincts Completely Reporting

	ABSENTEE MAIL	EARLY VOTING	ELECTION DAY	TOTAL	
YES	157,689	98,597	676,650	932,936	67.70%
NO	91,552	47,437	306,187	445,176	32.30%
	249,241	146,034	982,837	1,378,112	

COURT OF CRIMINAL APPEALS DISTRICT 2 - ROBERT L. HUDSON

1948 of 1948 Precincts Completely Reporting

	ABSENTEE MAIL	EARLY VOTING	ELECTION DAY	TOTAL	
YES	159,037	98,716	676,825	934,578	67.98%
NO	89,089	46,924	304,272	440,285	32.02%
	248,126	145,640	981,097	1,374,863	

Official Results - General Election

2/16/2022 11:26 AM CT

Election Date: 11/03/2020

JUDICIAL RETENTION

COURT OF CRIMINAL APPEALS DISTRICT 3 - GARY L. LUMPKIN

1948 of 1948 Precincts Completely Reporting

	ABSENTEE MAIL	EARLY VOTING	ELECTION DAY	TOTAL	
YES	160,597	96,392	660,386	917,375	66.93%
NO	87,292	48,632	317,340	453,264	33.07%
	247,889	145,024	977,726	1,370,639	

COURT OF CIVIL APPEALS DISTRICT 1 - OFFICE 2 - JANE P. WISEMAN

1948 of 1948 Precincts Completely Reporting

	ABSENTEE MAIL	EARLY VOTING	ELECTION DAY	TOTAL	
YES	182,611	95,949	634,228	912,788	66.58%
NO	66,187	49,008	342,940	458,135	33.42%
	248,798	144,957	977,168	1,370,923	

COURT OF CIVIL APPEALS DISTRICT 2 - OFFICE 1 - DEBORAH B. BARNES

1948 of 1948 Precincts Completely Reporting

	ABSENTEE MAIL	EARLY VOTING	ELECTION DAY	TOTAL	
YES	184,303	96,861	640,497	921,661	67.34%
NO	64,045	47,843	335,056	446,944	32.66%
	248,348	144,704	975,553	1,368,605	

COURT OF CIVIL APPEALS DISTRICT 2 - OFFICE 2 - KEITH RAPP

1948 of 1948 Precincts Completely Reporting

	ABSENTEE MAIL	EARLY VOTING	ELECTION DAY	TOTAL	
YES	164,568	91,819	615,103	871,490	64.00%
NO	81,765	52,667	355,820	490,252	36.00%
	246,333	144,486	970,923	1,361,742	

Election Date: 11/03/2020

STATE QUESTIONS

STATE QUESTION NO. 805 INITIATIVE PETITION NO. 421

1948 of 1948 Precincts Completely Reporting

	ABSENTEE MAIL	EARLY VOTING	ELECTION DAY	TOTAL	
FOR THE PROPOSAL - YES	166,306	60,975	360,999	588,280	38.92%
AGAINST THE PROPOSAL - NO	106,265	100,714	716,349	923,328	61.08%
	272,571	161,689	1,077,348	1,511,608	

STATE QUESTION NO. 814 LEGISLATIVE REFERENDUM NO. 375

1948 of 1948 Precincts Completely Reporting

	ABSENTEE MAIL	EARLY VOTING	ELECTION DAY	TOTAL	
FOR THE PROPOSAL - YES	119,339	65,362	430,460	615,161	41.21%
AGAINST THE PROPOSAL - NO	151,433	93,915	632,084	877,432	58.79%
	270,772	159,277	1,062,544	1,492,593	
