



# IDAHO

(<https://sos.idaho.gov/>)

Secretary of State's Office

## 2020 General Election Results – Statewide

These are the official statewide results from the General Election on November 3, 2020.



### Voting Statistics

Total Number of Registered Voters at Cutoff	995,087
Number Election Day Registrants	87,330
Total Number of Registered Voters	1,082,417
Number of Ballots Cast	878,527
% of Registered Voters Who Voted	81.2%

### United States President

PARTY	NAME	TOTAL VOTES	PERCENTAGE	PLURALITY
DEM	Joseph R. Biden	287,021	33.1%	
CON	Don Blankenship	1,806	0.2%	
IND	Rocky "Rocky" De La Fuente	1,491	0.2%	
LIB	Jo Jorgensen	16,404	1.9%	



PARTY	NAME	TOTAL VOTES	PERCENTAGE	PLURALITY
IND	Brock Pierce	2,808	0.3%	
REP	<b>Donald J. Trump</b>	<b>554,119</b>	<b>63.8%</b>	<b>267,098</b>
IND	Kanye West	3,632	0.4%	
Write In	Combined total of all 17 Write In candidates (/elect/results/2020/General/Presidential_WriteInTotals.xlsx)	653	0.1%	

## United States Senator

PARTY	NAME	TOTAL VOTES	PERCENTAGE	PLURALITY
IND	Natalie M Fleming	25,329	2.9%	
DEM	Paulette Jordan	285,864	33.2%	
REP	<b>Jim Risch</b>	<b>538,446</b>	<b>62.6%</b>	<b>252,582</b>
CON	Ray J. Writz	10,188	1.2%	

## United States Representative - District 1

PARTY	NAME	TOTAL VOTES	PERCENTAGE	PLURALITY
LIB	Joe Evans	16,453	3.6%	
REP	<b>Russ Fulcher</b>	<b>310,736</b>	<b>67.8%</b>	<b>179,356</b>
Write In	Pro-Life	7	0.0%	
DEM	Rudy Soto	131,380	28.6%	

## United States Representative - District 2



PARTY	NAME	TOTAL VOTES	PERCENTAGE	PLURALITY
-------	------	-------------	------------	-----------


PARTY	NAME	TOTAL VOTES	PERCENTAGE	PLURALITY
LIB	Idaho Sierra Law	7,940	2.0%	
CON	Pro-Life	8,573	2.2%	
REP	<b>Mike Simpson</b>	<b>250,669</b>	<b>64.1%</b>	<b>126,518</b>
DEM	C. Aaron Swisher	124,151	31.7%	


## Constitutional Amendment HJR 4


	TOTAL VOTES	PERCENTAGE	PLURALITY
YES	<b>525,779</b>	<b>68.0%</b>	<b>277,813</b>
NO	247,966	32.0%	




## BUSINESS SERVICES

 450 N. 4th Street  
Boise, ID 83702



 P.O. Box 83720  
Boise, ID 83720-0080


 (208) 334-2301

 [business@sos.idaho.gov](mailto:business@sos.idaho.gov) (mailto:business@sos.idaho.gov)

 [ntaa@sos.idaho.gov](mailto:ntaa@sos.idaho.gov) (mailto:NTAA@sos.idaho.gov)



-  (208) 334-3191 (UCC)
-  [ucc@sos.idaho.gov](mailto:ucc@sos.idaho.gov) (mailto:UCC@sos.idaho.gov)

-  **HOURS:**  
Monday — Friday 8 a.m. to 5 p.m.

[Corporations, LLC's and ABN's \(/business-services-resources/\)](#)

[UCCs and Liens \(/uniform-commercial-code/\)](#)

[Notary, Apostilles, and Authentications \(/notaries-apostilles-authentications/\)](#)

[Trademarks \(https://sosbiz.idaho.gov/forms/trademark\)](https://sosbiz.idaho.gov/forms/trademark)

[Address Confidentiality Program \(ACP\) \(/address-confidentiality-program-acp/\)](#)

[Health Care Directives \(/health-care-directive-registry-index/\)](#)






[Will Registry \(/will-registry/\)](#)

[Fiscal Office \(mailto:fiscal@sos.idaho.gov\)](mailto:fiscal@sos.idaho.gov)



## ELECTIONS AND ADMINISTRATION

---

-  700 W. Jefferson St., Room E205  
Boise, ID 83702
-  P.O. Box 83720  
Boise, ID 83720-0080
-  (208) 334-2852 (elections)
-  [elections@sos.idaho.gov](mailto:elections@sos.idaho.gov) (mailto:elections@sos.idaho.gov)
-  **HOURS:**  
Monday — Friday 8 a.m. to 5 p.m.  
Closed daily — 12 p.m. to 1 p.m.

[Secretary of State \(mailto:sosinfo@sos.idaho.gov\)](mailto:sosinfo@sos.idaho.gov)

[Elections, Campaign Finance, and Lobbyist \(mailto:elections@sos.idaho.gov\)](mailto:elections@sos.idaho.gov)

[Government Services \(mailto:govsvc@sos.idaho.gov\)](mailto:govsvc@sos.idaho.gov)

[Tort Claims \(mailto:claims@sos.idaho.gov\)](mailto:claims@sos.idaho.gov)





## MAIN PHONE NUMBER

---

**(208) 334-2300 (TEL:+12083342300)**

## FOLLOW US

---



(<https://www.facebook.com/IDSecOfState/>)



(<https://twitter.com/IDSecOfState/>)

## HELPFUL LINKS

---

[Privacy Policy \(/privacy-policy/\)](/privacy-policy/)

[State of Idaho \(https://www.idaho.gov/\)](https://www.idaho.gov/)

[County Clerk Offices \(https://voteidaho.gov/county-clerks/\)](https://voteidaho.gov/county-clerks/)

[Online Voter Registration and More \(https://voteidaho.gov/online-voter-tools/\)](https://voteidaho.gov/online-voter-tools/)

[News and Notifications \(/press-releases/\)](/press-releases/)

[Career Opportunities \(/careers-page/\)](/careers-page/)

[State Holidays \(/state-holidays/\)](/state-holidays/)





(<https://sos.idaho.gov/>)

## 2020 General Election Results – Statistics

# 2020 General Election Results – Statistics

These are the official county results for each statewide race in the General Election on November 3, 2020.



### United States President

Expanded Write In Results (Excel)  
 (/elect/results/2020/General/Presidential\_WriteInTotals.xlsx)

	DEM	CON	IND	LIB	IND	REP	IND	WRITE IN
Counties	Joseph R. Biden	Don Blankenship	Rocky "Rocky" De La Fuente	Jo Jorgensen	Brock Pierce	Donald J. Trump	Kanye West	17 Candidates Aggregate
Ada	120,539	438	356	5,310	875	130,699	1,172	311
Adams	591	6	3	34	6	1,941	5	0
Bannock	14,682	87	89	947	212	23,331	205	34
Bear Lake	350	8	4	25	3	2,914	11	1
Benewah	977	9	6	58	17	3,878	28	2
Bingham	4,124	56	49	307	65	15,295	100	0
Blaine	8,919	47	34	168	36	4,032	53	0



	DEM	CON	IND	LIB	IND	REP	IND	WRITE IN
Boise	1,204	12	7	67	15	3,485	30	2
Bonner	8,310	56	37	401	60	18,369	102	17
Bonneville	14,254	113	90	1,288	186	37,805	259	39
Boundary	1,220	29	14	82	16	4,937	15	4
Butte	188	5	2	11	2	1,202	5	0
Camas	149	3	2	7	3	507	3	0
Canyon	25,881	197	230	1,696	305	61,759	342	47
Caribou	431	11	5	41	12	2,906	10	0
Cassia	1,464	38	26	121	25	7,907	48	3
Clark	41	0	0	4	1	264	1	0
Clearwater	877	9	5	47	16	3,453	12	0
Custer	603	6	2	17	10	2,089	12	0
Elmore	2,601	18	34	225	39	7,246	42	8
Franklin	657	28	7	87	28	5,845	12	0
Fremont	998	16	14	88	24	5,548	31	2
Gem	1,803	14	15	121	24	7,951	30	2
Gooding	1,256	16	13	67	16	4,659	23	2
Idaho	1,561	25	14	118	35	7,826	23	8
Jefferson	1,661	50	26	252	41	12,099	44	7
Jerome	1,893	17	10	100	23	5,734	35	3
Kootenai	24,312	144	117	1,594	195	62,837	268	44
Latah	10,236	38	37	608	54	9,472	125	40
Lemhi	1,032	7	8	78	11	3,592	10	1
Lewis	349	7	2	16	4	1,489	3	0
Lincoln	414	6	4	21	12	1,469	14	1



	DEM	CON	IND	LIB	IND	REP	IND	WRITE IN
Madison	2,666	65	39	644	64	13,559	75	25
Minidoka	1,550	11	18	87	19	6,265	43	0
Nez Perce	6,686	39	36	296	67	13,738	105	18
Oneida	249	9	2	27	6	2,148	10	1
Owyhee	816	14	9	57	15	3,819	12	1
Payette	2,161	22	14	166	35	8,862	33	0
Power	865	13	10	41	15	2,116	14	2
Shoshone	1,693	14	10	71	22	4,216	23	0
Teton	3,318	1	5	109	17	2,858	39	15
Twin Falls	9,391	82	71	770	131	25,897	159	11
Valley	2,976	7	9	73	21	3,947	30	0
Washington	1,073	13	6	57	25	4,154	16	2
TOTAL	287,021	1,806	1,491	16,404	2,808	554,119	3,632	653

### United States Senator

	IND	DEM	REP	CON
Counties	Natalie M Fleming	Paulette Jordan	Jim Risch	Ray J. Writz
Ada	6,940	118,718	130,446	1,910
Adams	62	625	1,828	46
Bannock	1,433	15,472	22,048	460
Bear Lake	91	355	2,791	64
Benewah	103	1,081	3,584	105
Bingham	625	4,313	14,644	253
Blaine	288	8,739	4,226	54





	IND	DEM	REP	CON
Boise	128	1,247	3,323	93
Bonner	601	8,079	17,964	377
Bonneville	1,972	13,913	36,490	653
Boundary	131	1,212	4,800	115
Butte	39	222	1,120	29
Camas	17	156	488	14
Canyon	2,550	26,603	59,060	1,384
Caribou	97	442	2,603	54
Cassia	322	1,508	7,564	192
Clark	12	42	254	3
Clearwater	104	883	3,357	35
Custer	74	603	1,978	53
Elmore	317	2,814	6,797	191
Franklin	217	585	5,678	134
Fremont	205	1,001	5,391	109
Gem	268	1,957	7,546	141
Gooding	186	1,335	4,442	76
Idaho	214	1,532	7,629	106
Jefferson	481	1,647	11,702	236
Jerome	249	1,978	5,450	111
Kootenai	2,538	22,945	61,289	1,183
Latah	532	10,373	9,501	187
Lemhi	141	1,020	3,497	44
Lewis	38	357	1,420	33
Lincoln	71	470	1,371	19



	IND	DEM	REP	CON
Madison	783	2,288	13,517	353
Minidoka	307	1,587	5,930	99
Nez Perce	684	6,510	13,487	155
Oneida	68	253	2,039	54
Owyhee	106	910	3,643	82
Payette	306	2,308	8,488	131
Power	91	876	2,053	35
Shoshone	181	1,747	3,904	97
Teton	180	3,251	2,837	42
Twin Falls	1,318	9,776	24,355	591
Valley	155	2,984	3,862	35
Washington	104	1,147	4,050	50
TOTAL	25,329	285,864	538,446	10,188

### United States Representative

	DISTRICT 1				DISTRICT 2			
	LIB	REP	W/I	DEM	LIB	CON	REP	DEM
Counties	Joe Evans	Russ Fulcher	Pro-Life	Rudy Soto	Idaho Sierra Law	Pro-Life	Mike Simpson	C. Aaron Swisher
Ada	4,982	88,402	1	43,705	2,707	1,515	50,086	63610
Adams	86	1,884	0	553				
Bannock					915	745	24,116	13193
Bear Lake					41	63	2,870	309
Benewah	165	3,680	0	945				
Bingham					319	441	15,487	3324



	DISTRICT 1				DISTRICT 2			
Blaine					269	161	5,026	7703
Boise	178	3,444	0	1,125				
Bonner	907	18,213	0	7,601				
Bonneville					972	1,440	38,637	10731
Boundary	166	4,855	2	1,175				
Butte					16	46	1,159	173
Camas					14	16	518	114
Canyon	3,434	60,042	0	25,367				
Caribou					56	90	2,682	331
Cassia					179	346	7,810	1149
Clark					3	3	270	29
Clearwater	105	3,364	0	847				
Custer					43	105	2,050	458
Elmore					230	266	7,254	2237
Franklin					89	202	5,803	493
Fremont					102	187	5,569	793
Gem	287	7,728	2	1,818				
Gooding					115	147	4,684	1036
Idaho	250	7,604	0	1,508				
Jefferson					199	385	12,058	1245
Jerome					152	256	5,808	1470
Kootenai	3,101	62,442	0	21,913				
Latah	841	9,704	1	9,840				
Lemhi					64	95	3,623	860
Lewis	40	1,457	0	338				



	DISTRICT 1				DISTRICT 2			
Lincoln					40	39	1,501	325
Madison					382	552	13,986	1833
Minidoka					141	210	6,248	1252
Nez Perce	860	13,525	0	6,177				
Oneida					34	70	2,099	195
Owyhee	141	3,703	1	838				
Payette	320	8,678	0	2,140				
Power					54	67	2,223	696
Shoshone	218	3,991	0	1,653				
Teton					132	72	3,056	2981
Twin Falls					672	1,054	26,046	7611
Valley	217	3,934	0	2,777				
Washington	155	4,086	0	1,060				
TOTAL	16,453	310,736	7	131,380	7,940	8,573	250,669	124151

### Constitutional Amendment HJR 4

COUNTIES	YES	NO
Ada	146,047	80,532
Adams	1,680	723
Bannock	24,623	11,767
Bear Lake	2,384	817
Benewah	3,058	1,585
Bingham	12,918	5,164
Blaine	8,234	4,256



COUNTIES	YES	NO
Boise	3,039	1,477
Bonner	15,695	8,236
Bonneville	33,328	13,752
Boundary	3,549	2,253
Butte	921	424
Camas	397	230
Canyon	56,924	24,335
Caribou	2,332	713
Cassia	7,078	2,151
Clark	220	77
Clearwater	2,715	1,224
Custer	1,698	918
Elmore	6,367	2,760
Franklin	4,622	1,577
Fremont	4,724	1,725
Gem	6,465	2,681
Gooding	4,014	1,614
Idaho	5,735	3,028
Jefferson	9,243	3,807
Jerome	5,288	1,869
Kootenai	53,762	25,067
Latah	12,663	6,127
Lemhi	2,927	1,327
Lewis	1,265	520
Lincoln	1,165	615



COUNTIES	YES	NO
Madison	11,495	4,282
Minidoka	5,555	1,892
Nez Perce	12,954	5,990
Oneida	1,614	659
Owyhee	3,145	1,318
Payette	7,428	3,065
Power	2,017	877
Shoshone	3,185	2,272
Teton	3,734	1,887
Twin Falls	22,284	8,922
Valley	3,754	2,016
Washington	3,534	1,435
TOTAL	525,779	247,966

### Voting Statistics By County

COUNTIES	TOTAL NUMBER OF REGISTERED VOTERS AT CUTOFF	NUMBER ELECTION DAY REGISTRANTS	TOTAL NUMBER OF REGISTERED VOTERS	NUMBER OF BALLOTS CAST	% OF REGISTERED VOTERS WHO VOTED
Ada	299,311	21,832	321,143	262,808	81.80%
Adams	2,983	199	3,182	2,618	82.30%
Bannock	46,733	4,597	51,330	40,070	78.10%
Bear Lake	3,656	350	4,006	3,365	84.00%
Benewah	5,828	335	6,163	5,047	81.90%
Bingham	22,715	2,677	25,392	20,255	79.80%
Blaine	15,390	1,212	16,602	13,453	81.00%



COUNTIES	TOTAL NUMBER OF REGISTERED VOTERS AT CUTOFF	NUMBER ELECTION DAY REGISTRANTS	TOTAL NUMBER OF REGISTERED VOTERS	NUMBER OF BALLOTS CAST	% OF REGISTERED VOTERS WHO VOTED
Boise	5,675	347	6,022	4,885	81.10%
Bonner	31,223	1,723	32,946	27,681	84.00%
Bonneville	61,745	7,716	69,461	54,629	78.60%
Boundary	7,420	354	7,774	6,426	82.70%
Butte	1,535	118	1,653	1,427	86.30%
Camas	795	40	835	682	81.70%
Canyon	107,870	8,578	116,448	91,407	78.50%
Caribou	3,947	455	4,402	3,457	78.50%
Cassia	10,550	1,284	11,834	9,719	82.10%
Clark	390	37	427	320	74.90%
Clearwater	4,977	319	5,296	4,463	84.30%
Custer	3,105	194	3,299	2,777	84.20%
Elmore	12,216	1,271	13,487	10,366	76.90%
Franklin	7,190	902	8,092	6,770	83.70%
Fremont	6,925	749	7,674	6,764	88.10%
Gem	10,926	1,221	12,147	10,067	82.90%
Gooding	6,730	593	7,323	6,120	83.60%
Idaho	10,862	550	11,412	9,717	85.10%
Jefferson	15,568	1,491	17,059	14,338	84.00%
Jerome	9,330	1,399	10,729	7,924	73.90%
Kootenai	95,316	8,236	103,552	90,519	87.40%
Latah	25,401	2,075	27,476	20,930	76.20%
Lemhi	5,750	172	5,922	4,790	80.90%
Lewis	2,242	146	2,388	1,890	79.10%




COUNTIES	TOTAL NUMBER OF REGISTERED VOTERS AT CUTOFF	NUMBER ELECTION DAY REGISTRANTS	TOTAL NUMBER OF REGISTERED VOTERS	NUMBER OF BALLOTS CAST	% OF REGISTERED VOTERS WHO VOTED
Lincoln	2,320	173	2,493	1,971	79.10%
Madison	20,656	3,971	24,627	17,479	71.00%
Minidoka	8,641	1,341	9,982	8,073	80.90%
Nez Perce	23,692	2,367	26,059	21,302	81.70%
Oneida	2,867	248	3,115	2,478	79.60%
Owyhee	5,773	542	6,315	4,857	76.90%
Payette	13,071	1,078	14,149	11,390	80.50%
Power	3,545	286	3,831	3,113	81.30%
Shoshone	7,418	518	7,936	6,125	77.20%
Teton	7,087	713	7,800	6,444	82.60%
Twin Falls	41,496	3,959	45,455	37,028	81.50%
Valley	8,185	382	8,567	7,153	83.50%
Washington	6,032	580	6,612	5,430	82.10%
TOTAL	995,087	87,330	1,082,417	878,527	81.20%





## BUSINESS SERVICES







 450 N. 4th Street  
Boise, ID 83702

 P.O. Box 83720  
Boise, ID 83720-0080

 (208) 334-2301

 [business@sos.idaho.gov](mailto:business@sos.idaho.gov) (mailto:business@sos.idaho.gov)

 [ntaa@sos.idaho.gov](mailto:ntaa@sos.idaho.gov) (mailto:NTAA@sos.idaho.gov)

 (208) 334-3191 (UCC)

 [ucc@sos.idaho.gov](mailto:ucc@sos.idaho.gov) (mailto:UCC@sos.idaho.gov)

 **HOURS:**

Monday — Friday 8 a.m. to 5 p.m.

[Corporations, LLC's and ABN's \(/business-services-resources/\)](#)

[UCCs and Liens \(/uniform-commercial-code/\)](#)

[Notary, Apostilles, and Authentications \(/notaries-apostilles-authentications/\)](#)

[Trademarks \(https://sosbiz.idaho.gov/forms/trademark\)](https://sosbiz.idaho.gov/forms/trademark)

[Address Confidentiality Program \(ACP\) \(/address-confidentiality-program-acp/\)](#)

[Health Care Directives \(/health-care-directive-registry-index/\)](#)

[Will Registry \(/will-registry/\)](#)


[Fiscal Office \(mailto:fiscal@sos.idaho.gov\)](mailto:fiscal@sos.idaho.gov)




## ELECTIONS AND ADMINISTRATION


---

 700 W. Jefferson St., Room E205  
Boise, ID 83702

 P.O. Box 83720  
Boise, ID 83720-0080

 (208) 334-2852 (elections)



 [elections@sos.idaho.gov](mailto:elections@sos.idaho.gov) (mailto:elections@sos.idaho.gov)

 **HOURS:**

Monday — Friday 8 a.m. to 5 p.m.

Closed daily — 12 p.m. to 1 p.m.

Secretary of State (mailto:sosinfo@sos.idaho.gov)

Elections, Campaign Finance, and Lobbyist  
(mailto:elections@sos.idaho.gov)

Government Services (mailto:govsvc@sos.idaho.gov)

Tort Claims (mailto:claims@sos.idaho.gov)



## MAIN PHONE NUMBER

---

**(208) 334-2300 (TEL:+12083342300)**

## FOLLOW US

---



(<https://www.facebook.com/IDSecOfState/>)



(<https://twitter.com/IDSecOfState/>)

## HELPFUL LINKS

---

[Privacy Policy \(/privacy-policy/\)](#)

[State of Idaho \(https://www.idaho.gov/\)](https://www.idaho.gov/)

[County Clerk Offices \(https://voteidaho.gov/county-clerks/\)](https://voteidaho.gov/county-clerks/)

[Online Voter Registration and More \(https://voteidaho.gov/online-voter-tools/\)](https://voteidaho.gov/online-voter-tools/)

[News and Notifications \(/press-releases/\)](#)

[Career Opportunities \(/careers-page/\)](#)

[State Holidays \(/state-holidays/\)](#)



