

ARKANSAS STATE

November 3, 2020  
2020 General Election and Nonpartisan Judicial Runoff

RESULTS | MY FAVORITE RACES (0) | AREAS REPORTING | TURNOUT

Federal 0 | State 115 | Nonpartisan Judicial 13 | Issues 1

Official Results

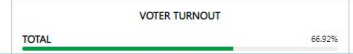
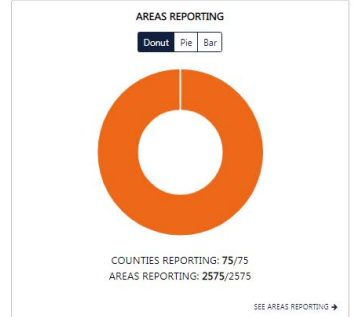
RESULTS

Last updated Friday, September 3, 2021, 5:46:17 AM (10 months ago)

Federal

U.S. President, Vice President (Vote For 1)

Area Reporting	Percentage	Votes
Brian Carroll/Amer Patel	0.14%	1,713
Don Blankenship/William Mohr	0.17%	2,108
Joseph R. Biden/Kamala Harris	34.78%	423,932
Howie Hawkins/Angela Walker	0.24%	2,980
Brock Pierce/Kara Ballard	0.18%	2,141
C.L. Gammon/Phil Collins	0.12%	1,475
Kanye West/Michelle Tidball	0.34%	4,099
Phil Collins/Billy Joe Parker	0.23%	2,812
Roque Rocky De La Fuente/Darcy G. Richardson	0.11%	1,321
Lincoln/Erasmus/Spike Cohen	1.00%	12,133



# AR\_AR\_report\_1657033702736

Report: AR\_AR\_report\_1657033702736

Contest List			
Contest Name	Choice Name	Total Votes	Percent of Votes
U.S. President, Vice President	Brian Carroll/amar Patel	1,713	0.14%
	Don Blankenship/william Mohr	2,108	0.17%
	Joseph R. Biden/kamala Harris	423,932	34.78%
	Howie Hawkins/angela Walker	2,980	0.24%
	Brock Pierce/karla Ballard	2,141	0.18%
	C.I. Gammon/phil Collins	1,475	0.12%
	Kanye West/michelle Tidball	4,099	0.34%
	Phil Collins/billy Joe Parker	2,812	0.23%
	Roque 'Rocky' De La Fuente/darcy G. Richardson	1,321	0.11%
	Jo Jorgensen/jeremy 'Spike' Cohen	13,133	1.08%
	John Richard Myers/tiara Suzanne Lusk	1,372	0.11%
	Donald J. Trump/michael R. Pence	760,647	62.40%
	Gloria La Riva/sunil Freeman	1,336	0.11%
	U.S. Senate	Ricky Dale Harrington Jr.	399,390
Senator Tom Cotton		793,871	66.53%
U.S. Congress District 01	Congressman Rick Crawford	237,596	100.00%
U.S. Congress District 02	Senator Joyce Elliott	148,410	44.63%
	Congressman French Hill	184,093	55.37%

U.S. Congress District 03	Michael J. Kalagias	12,977	3.88%
	Celeste Williams	106,325	31.81%
	Congressman Steve Womack	214,960	64.31%
U.S. Congress District 04	Frank Gilbert	7,668	2.79%
	William H. Hanson	75,750	27.54%
	Representative Bruce Westerman	191,617	69.67%
State Senate District 1	Ronetta J. Francis	19,855	35.06%
	Bart Hester	36,778	64.94%
State Senate District 2	Ryan Craig	11,825	26.56%
	Senator Jim Hendren	32,705	73.44%
State Senate District 7	Senator Lance Eads	24,563	100.00%
State Senate District 11	Senator Jimmy Hickey, Jr.	21,058	100.00%
State Senate District 12	Charles Beckham	17,282	55.89%
	Senator Bruce Maloch	13,641	44.11%
State Senate District 13	Senator Alan Clark	26,069	75.19%
	Brandon Overly	8,604	24.81%
State Senate District 16	Senator Breanne Davis	27,639	100.00%
State Senate District 21	Representative Dan Sullivan	28,542	100.00%
State Senate District 22	Senator Dave Wallace	20,406	100.00%
State Senate District 23	Senator Ronald Caldwell	17,538	100.00%
State Senate District 25	Senator Stephanie Flowers	19,737	100.00%
State Senate District 26	Senator Eddie L. Cheatham	11,791	39.94%
	Ben Gilmore	17,732	60.06%
State Senate District 27	Keidra Burrell	12,677	38.92%
	Senator Trent Garner	19,892	61.08%
State Senate District 28	Senator Jonathan Dismang	14,169	100.00%
State Senate District 29	Senator Ricky Hill	31,111	100.00%
State Senate District 32	Bob Thomas	15,392	35.08%
	Clarke Tucker	28,481	64.92%
State Senate District 34	Alisa Blaize Dixon	18,375	46.24%
	Senator Jane	21,364	53.76%

	English		
State Representative District 1	Representative Carol Dalby	8,522	100.00%
State Representative District 2	Representative Lane Jean	11,309	100.00%
State Representative District 3	Larry D. Faulkner, Sr.	2,848	30.65%
	State Representative Danny Watson	6,444	69.35%
State Representative District 4	Representative Deann Vaught	4,498	100.00%
State Representative District 5	State Rep. David Fielding	5,242	56.76%
	Chase Mcdowell	3,993	43.24%
State Representative District 6	State Representative Matthew J. Shepherd	11,610	100.00%
State Representative District 7	Representative Sonia Eubanks Barker	6,239	59.92%
	George Calloway, Jr.	4,174	40.08%
State Representative District 8	Christopher Ogburn	3,040	30.38%
	Representative Jeffrey R. Wardlaw	6,966	69.62%
State Representative District 9	Howard Beaty	5,339	52.27%
	Representative Leanne Burch	4,875	47.73%
State Representative District 10	Representative Mike Holcomb	10,177	100.00%
State Representative District 11	Representative Don Glover	4,802	49.73%
	Mark D. Mcelroy	4,854	50.27%
State Representative District 13	Rep. David Hillman	8,762	100.00%
State Representative District 14	Rick Bransford	3,964	33.25%
	Christia Jones	954	8.00%
	Representative Roger Dale Lynch	7,005	58.75%
State Representative District 15	Representative Ken Bragg	11,074	84.90%
	Wayne Willems	1,970	15.10%
State Representative District 16	Representative Ken Ferguson	9,511	100.00%
State Representative District 17	Representative Vivian Flowers	6,094	100.00%
State Representative District 18	Representative	10,128	100.00%

	Richard Womack		
State Representative District 19	Representative Justin Gonzales	9,095	100.00%
State Representative District 20	State Representative John Maddox	11,017	100.00%
State Representative District 21	Representative Marcus Richmond	11,226	100.00%
State Representative District 22	Judy Bowers	4,146	25.06%
	Justice Of The Peace Richard Mcgrew	12,400	74.94%
State Representative District 23	State Representative Lanny Fite	16,838	100.00%
State Representative District 24	Representative Bruce Cozart	11,970	100.00%
State Representative District 25	Representative Les Warren	9,862	100.00%
State Representative District 26	Rick Mcclure	8,327	71.59%
	Joyce Schimenti	3,304	28.41%
State Representative District 27	State Rep. Julie Mayberry	12,364	100.00%
State Representative District 28	Tony Furman	10,684	100.00%
State Representative District 29	State Representative Fred Love	7,557	100.00%
State Representative District 30	State Representative Fred Allen	11,044	100.00%
State Representative District 31	Keith Brooks	13,702	69.37%
	Mazhil Rajendran	6,051	30.63%
State Representative District 32	Ashley Hudson	8,404	50.07%
	Representative Jim Sorvillo	8,380	49.93%
State Representative District 33	Representative Tippi McCullough	11,734	100.00%
State Representative District 34	Joy C. Springer	6,463	70.36%
	Roderick Greer Talley	2,722	29.64%
State Representative District 35	State Representative Andrew Collins	12,638	100.00%
State Representative District 36	State Representative Denise Ennett	8,180	100.00%
State Representative District 37	Representative Jamie Scott	7,727	100.00%
State Representative District 38	Matthew Stallings	7,083	49.94%
	State Representative Carlton Wing	7,099	50.06%

State Representative District 39	Kayla Applegate	6,966	47.05%
	State Representative Mark Lowery	7,838	52.95%
State Representative District 40	David Ray	11,930	100.00%
State Representative District 41	Representative Karilyn Brown	8,390	55.12%
	Jannie M. Cotton	6,832	44.88%
State Representative District 42	Mark Perry	7,241	100.00%
State Representative District 43	State Representative Brian S. Evans	12,064	100.00%
State Representative District 44	Representative Cameron Cooper	11,737	83.71%
	Rodney Govens	2,284	16.29%
State Representative District 47	State Representative Craig Christiansen	5,789	100.00%
State Representative District 48	Representative Reginald Murdock	5,853	100.00%
State Representative District 49	Representative Steve Hollowell	5,725	56.64%
	Justin Reeves	4,382	43.36%
State Representative District 50	Rep. Milton Nicks, Jr.	7,197	100.00%
State Representative District 51	Representative Deborah Ferguson	7,961	100.00%
State Representative District 52	State Representative Dwight Tosh	10,235	100.00%
State Representative District 53	Mayor Jon Milligan	9,086	76.37%
	Shawn Only	2,811	23.63%
State Representative District 54	Representative Johnny Rye	8,091	100.00%
State Representative District 55	Representative Monte Hodges	3,666	52.16%
	Gary Tobar	3,362	47.84%
State Representative District 56	State Representative Joe Jett	9,232	100.00%
State Representative District 57	Representative Jimmy Gazaway	10,530	100.00%
State Representative District 58	Jim Burton	4,749	38.25%
	Representative Brandt Smith	7,667	61.75%
State Representative District 59	Representative Jack Ladyman	6,244	66.14%
	Reginald (Ray) Prunty	3,196	33.86%
State Representative District 60	Representative Fran	9,899	100.00%

	Cavanaugh		
State Representative District 61	State Representative Marsh Davis	10,313	100.00%
State Representative District 62	State Representative Michelle Gray	11,446	100.00%
State Representative District 63	Representative Stu Smith	10,808	100.00%
State Representative District 64	Representative John Payton	13,333	100.00%
State Representative District 65	Representative Rick Beck	8,057	68.15%
	David Norman	3,766	31.85%
State Representative District 66	Representative Josh Miller	9,318	100.00%
State Representative District 67	Representative Stephen Meeks	11,915	75.37%
	Steve Wilson	3,894	24.63%
State Representative District 68	State Representative Stan Berry	11,941	81.69%
	Lisa L. Hassell	2,677	18.31%
State Representative District 69	Representative Aaron Pilkington	10,165	100.00%
State Representative District 70	Representative Spencer Hawks	13,256	100.00%
State Representative District 71	Representative Joe Cloud	8,161	100.00%
State Representative District 72	Representative Steve Magie	6,419	58.02%
	James B. Phillips	4,645	41.98%
State Representative District 73	State Representative Mary Bentley	8,653	100.00%
State Representative District 74	June Anteski	1,860	16.77%
	Representative Jon S. Eubanks	9,232	83.23%
State Representative District 75	Lee Johnson	12,964	100.00%
State Representative District 76	Representative Cindy Crawford	9,092	70.45%
	Caleb Harwell	3,814	29.55%
State Representative District 77	Representative Justin Boyd	7,208	67.51%
	Stephen Edwards	3,469	32.49%
State Representative District 78	Representative Jay Richardson	4,786	100.00%
State Representative District 79	Representative Gary Deffenbaugh	8,846	100.00%

State Representative District 80	Representative Charlene Fite	10,506	72.13%
	Lou Reed Sharp	4,059	27.87%
State Representative District 81	Representative Bruce Coleman	11,750	100.00%
State Representative District 82	Mark H. Berry	8,371	70.16%
	Gwen Ford Faulkenberry	3,560	29.84%
State Representative District 83	Representative Keith Slape	11,370	100.00%
State Representative District 84	Representative Denise Garner	13,515	100.00%
State Representative District 85	Brian Hester	7,360	44.74%
	State Representative David Whitaker	9,092	55.26%
State Representative District 86	Representative Nicole Clowney	8,386	70.19%
	John S. Latour	3,561	29.81%
State Representative District 87	Michael Bennettspears	3,759	26.37%
	State Representative Robin Lundstrum	10,496	73.63%
State Representative District 88	Representative Clint Penzo	6,476	59.53%
	Hawley Woods	4,402	40.47%
State Representative District 89	Jed Duggar	2,425	43.75%
	Representative Megan Godfrey	3,118	56.25%
State Representative District 90	Kelly Ross Krout	6,904	37.35%
	Kendon Underwood	11,583	62.65%
State Representative District 91	Delia Haak	13,471	72.49%
	Nick Jones	5,113	27.51%
State Representative District 92	Rep. Gayla Hendren Mckenzie	15,993	100.00%
State Representative District 93	Daisy Bonilla	7,530	41.89%
	State Representative Jim Dotson	10,446	58.11%
State Representative District 94	John P. Carr	5,654	54.71%
	Jene Huffman-gilreath	4,681	45.29%
State Representative District 95	Representative Austin Mccollum	14,743	100.00%
State Representative District 96	Justice Of The Peace Joshua Bryant	7,838	64.50%
	Jon Comstock	4,313	35.50%



State Representative District 97	Suzie Bell	6,129	40.29%
	State Representative Harlan Breaux	9,083	59.71%
State Representative District 98	Representative Ron Mcnair	8,124	100.00%
State Representative District 99	Representative Jack Fortner	11,965	100.00%
State Representative District 100	Representative Nelda Speaks	11,205	79.00%
	Kevin Vornheder	2,979	21.00%
Special Election for State House District 96	Jill Bryant	10,444	100.00%
Circuit Judge, District 03, Division 03	Joe Grider	7,348	30.82%
	Judge Adam Weeks	16,496	69.18%
Circuit Judge, District 4, Division 8	Conrad Odom	43,496	47.67%
	Diane Warren	47,745	52.33%
Circuit Judge, District 06, Division 02, Subdistrict 6.2	Hugh Finkelstein	64,282	48.30%
	Casey Tucker	68,798	51.70%
Circuit Judge, District 06, Division 10, Subdistrict 6.1	Shanice Johnson	13,945	54.50%
	Lott Rolfe	11,641	45.50%
Circuit Judge, District 06, Division 14, Subdistrict 6.2	Andrew 'Andy' Ballard	49,344	39.10%
	Shawn Johnson	76,867	60.90%
Circuit Judge, District 06, Division 15, Subdistrict 6.2	Amy Dunn Johnson	79,592	62.73%
	Gary Rogers	47,291	37.27%
Circuit Judge, District 10, Division 01, Subdistrict 10.2	City Attorney James A. Hamilton	7,801	45.83%
	Crews Puryear	9,222	54.17%
Circuit Judge, District 11-West, Division 3, Subdistrict 11.2	Therese Free	9,542	48.53%
	Mac Norton	10,120	51.47%
Circuit Judge, District 12, Division 06	Greg Magness	27,677	60.54%
	Rita Howard Watkins	18,040	39.46%
Circuit Judge, District 18-East, Division 02	Cecilia Dyer	26,290	61.50%
	Judge Wade Naramore	16,456	38.50%
State District Judge District 2, Division 4	Mark N. Scalise	40,296	46.15%
	Terra Stephenson	47,020	53.85%
State District Judge District 12	Judge Dale Lipsmeyer	11,430	49.75%
	District Judge Brian Mueller	11,546	50.25%
State District Judge District 33	Billy Jack Gibson	10,069	50.74%
	Jace Roberts	9,775	49.26%

Issue No. 1: An Amendment to the Arkansas Constitution Continuing a One-Half Percent (0.5%) Sales and Use Tax for State Highways and Bridges; County Roads, Bridges and Other Surface Transportation After the Retirement of the Bonds Authorized in Arkansas Constitution, Amendment 91	For	660,018	55.33%
	Against	532,915	44.67%
Issue No. 2: A Constitutional Amendment to Amend the Term Limits Applicable to Members of the General Assembly, to be Known as the 'Arkansas Term Limits Amendment'	For	647,861	55.38%
	Against	521,979	44.62%
Issue No. 3: A Constitutional Amendment To Amend The Process For The Submission, Challenge, And Approval Of Proposed Initiated Acts, Constitutional Amendments, And Referenda	For	503,028	44.07%
	Against	638,319	55.93%
<b>Voting Data</b>			
Registered Voters		1,828,811	
Ballots Cast		1,223,777	
Total Num. Precincts		75	
Precinct Reporting		-	
Voter Turnout		67%	



Official Results

TURNOUT

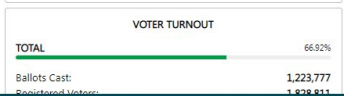
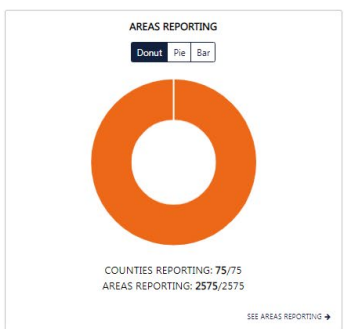
TURNOUT

Last updated Friday, September 3, 2021, 5:46:17 AM (10 months ago)



Precinct Turnout

County	Ballots Cast	Registered Voters
Arkansas	6,313	10,197 61.91%
Ashley	7,956	11,371 69.97%
Baxter	21,114	29,981 70.42%
Benton	120,444	170,022 70.84%
Boone	17,157	25,018 68.58%
Bradley	3,654	5,285 69.16%



# November 3, 2020

## 2020 General Election and Nonpartisan Judicial Runoff

RESULTS

MY FAVORITE RACES ★ (0)

AREAS REPORTING

TURNOUT

### Official Results

## TURNOUT

Last updated 📅 Friday, September 3, 2021, 5:46:17 AM (10 months ago)

General Turnout

66.92%

**1,223,777**

## Precinct Turnout

County	Ballots Cast	Registered Voters
Arkansas	6,313	10,197 61.91%
Ashley	7,956	11,371 69.97%
Baxter	21,114	29,981 70.42%
Benton	120,444	170,022 70.84%
Boone	17,157	25,018 68.58%
Bradley	3,654	5,285 69.14%
Calhoun	2,192	3,462 63.32%
Carroll	11,835	16,914 69.97%
Chicot	4,118	6,222 66.18%
Clark	8,430	12,147 69.40%
Clay	5,200	7,966 65.28%
Cleburne	12,725	18,008 70.66%
Cleveland	3,603	4,607 78.21%

Columbia	8,580	13,069 65.65%
Conway	8,736	11,714 74.58%
Craighead	38,676	57,905 66.79%
Crawford	24,218	35,425 68.36%
Crittenden	16,402	31,776 51.62%
Cross	6,968	10,258 67.93%
Dallas	2,649	4,507 58.78%
Desha	4,193	7,114 58.94%
Drew	6,922	11,538 59.99%
Faulkner	54,588	76,849 71.03%
Franklin	7,140	9,712 73.52%
Fulton	5,146	7,557 68.10%
Garland	44,407	66,072 67.21%
Grant	8,209	12,028 68.25%
Greene	16,141	22,386 72.10%
Hempstead	6,869	10,280 66.82%
Hot Spring	12,587	18,179 69.24%
Howard	4,846	7,298 66.40%
Independence	14,547	21,841 66.60%
Izard	5,837	8,957 65.17%
Jackson	5,102	7,886 64.70%
Jefferson	25,253	44,259 57.06%
Johnson	9,603	16,654 57.66%
Lafayette	2,687	4,366 61.54%
Lawrence	5,880	8,425 69.79%
Lee	2,869	5,013 57.23%

Lincoln

3,893

6,378

61.04%

---

1,223,777

1,828,811

© 2020 Copyright: [scyt.us](http://scyt.us)